ภาคผนวก ง

เอกสารการสอบเทียบเครื่องมือตรวจวิเคราะห์

right solutions.
right partner.

รายการเครื่องมือที่ใช้ในการวิเคราะห์ / ทดสอบ

Sample Name	Parameter	Equipment Name	ID No.	Calibrated Date	Next Cal	Freq. Calibrate (Months)
Ambient	Total Suspended Particulate	High Volume	RYG_FS0174	-	-	On site Calibration
Ambient	Total Suspended Particulate	High Volume	RYG_FS0178	-	-	On site Calibration
Ambient	Total Suspended Particulate	High Volume	RYG_FS0394	-	-	On site Calibration
Ambient	Total Suspended Particulate	High Volume	RYG_FS0663	-	-	On site Calibration
Ambient	Total Suspended Particulate	Digital Balance	RYG_EN0001	20-Feb-25	20-Feb-26	12
Ambient	Particulate Matter (PM-10)	High Volume	RYG_FS0183	-	-	On site Calibration
Ambient	Particulate Matter (PM-10)	High Volume	RYG_FS0187	-	-	On site Calibration
Ambient	Particulate Matter (PM-10)	High Volume	RYG_FS0188	-	-	On site Calibration
Ambient	Particulate Matter (PM-10)	High Volume	RYG_FS0667	-	-	On site Calibration
Ambient	Particulate Matter (PM-10)	Digital Balance	RYG_EN0001	20-Feb-25	20-Feb-26	12
Ambient	Nitrogen Dioxide	NO_2 Analyzer	RYG_FS0264	4-Jan-25	4-Jul-25	6
Ambient	Nitrogen Dioxide	NO_2 Analyzer	RYG_FS0455	4-Jan-25	4-Jul-25	6
Ambient	Nitrogen Dioxide	NO_2 Analyzer	RYG_FS0461	4-Jan-25	4-Jul-25	6
Ambient	Nitrogen Dioxide	NO_2 Analyzer	RYG_FS0732	4-Jan-25	4-Jul-25	6
Ambient	Sulfur Dioxide	SO_2 Analyzer	RYG_FS0263	4-Jan-25	4-Jul-25	6
Ambient	Sulfur Dioxide	SO_2 Analyzer	RYG_FS0454	4-Jan-25	4-Jul-25	6
Ambient	Sulfur Dioxide	SO_2 Analyzer	RYG_FS0460	4-Jan-25	4-Jul-25	6
Ambient	Sulfur Dioxide	SO_2 Analyzer	RYG_FS0733	4-Jan-25	4-Jul-25	6
Ambient	Wind Speed / Wind Direction	Wind Speed / Wind Direction	RYG_FS0531	28-Aug-24	28-Feb-26	18
Noise	Leq 24 hrs	Sound Calibrator	RYG_FS0213	16-Jan-25	16-Jan-26	12
Noise	Leq 24 hrs	Sound Level Meter	RYG_FS0619	21-Jan-25	21-Jan-26	12
Noise	Leq 24 hrs	Sound Level Meter	RYG_FS0621	27-Jan-25	26-Jan-26	12
Noise	Leq 5 min	Sound Calibrator	RYG_FS0213	16-Jan-25	16-Jan-26	12
Noise	Leq 5 min	Sound Level Meter	RYG_FS0619	21-Jan-25	21-Jan-26	12
Noise	Leq 5 min	Sound Level Meter	RYG_FS0621	27-Jan-25	26-Jan-26	12
Noise	Noise Annoyance	Sound Calibrator	RYG_FS0213	16-Jan-25	16-Jan-26	12
Noise	Noise Annoyance	Sound Level Meter	RYG_FS0619	21-Jan-25	21-Jan-26	12
Noise	Noise Annoyance	Sound Level Meter	RYG_FS0621	27-Jan-25	26-Jan-26	12
Noise	Noise Annoyance	Sound Level Meter	RYG_FS0620	27-Jan-25	26-Jan-26	12
Noise	Noise Annoyance	Sound Level Meter	RYG_FS0618	21-Jan-25	20-Jan-26	12
Rayong Lab	Cyanide	SPECTROPHOTOMETER	RYG_EN0037	18-Mar-25	18-Sep-26	18
Rayong Lab	Phenol	SPECTROPHOTOMETER	RYG_EN0037	18-Mar-25	18-Sep-26	18
Rayong Lab	pH at 25 $^{\circ}C$	pH Meter	RYG_EN0183	19-Jan-24	19-Jul-25	12
Rayong Lab	Nitrate	Spectrophotometer	RYG_EN0037	18-Mar-25	18-Sep-26	18
Rayong Lab	Ammonia Nitrogen	SPECTROPHOTOMETER	RYG_EN0037	18-Mar-25	18-Sep-26	18
Rayong Lab	Dissolved Oxygen	Chamber (Cold Room)	RYG_EN0184	11-Jun-24	11-Dec-25	18
Rayong Lab	BOD	DO meter with Sensor	RYG_EN0032	20-Jan-25	20-Jul-26	18
Rayong Lab	BOD	Incubator	RYG_EN0154	1-Nov-24	1-May-26	18
Rayong Lab	BOD	Burette	RYG_EN0162	21-Oct-24	21-Oct-25	12
Rayong Lab	COD	Spectrophotometer	RYG_EN0037	18-Mar-25	18-Sep-26	18
Rayong Lab	Temperature	pH meter	RYG_FS0594	30-Jul-24	29-Jul-25	12
Rayong Lab	Total Dissolved Solids 180°C	Electronic Balance	RYG_EN0002	20-Feb-25	20-Feb-26	12
Rayong Lab	Total Dissolved Solids 180°C	Hot Air Oven	RYG_EN0010	21-Mar-24	21-Sep-25	12
Rayong Lab	Chloride	Burette	RYG_EN0216	24-Sep-24	24-Sep-25	12
Rayong Lab	Fluoride	pH ISE Meter	RYG_EN0183	19-Jan-24	19-Jul-25	12
Rayong Lab	Total Suspended Solids	Electronic Balance	RYG_EN0002	20-Feb-25	20-Feb-26	12
Rayong Lab	Total Suspended Solids	Hot Air Oven	RYG_EN0010	21-Mar-24	21-Sep-25	12
Rayong Lab	Total Kjeldahl Nitrogen	Block Digestion Unit	RYG_EN0188	11-Mar-24	11-Sep-25	18
Rayong Lab	Total Kjeldahl Nitrogen	pH Meter	RYG_EN0183	19-Jan-24	19-Jul-25	12
Rayong Lab	Formaldehyde	SPECTROPHOTOMETER	RYG_EN0037	18-Mar-25	18-Sep-26	18
Rayong Lab	Sulfide	Chamber (Cold Room)	RYG_EN0184	11-Jun-24	11-Dec-25	18
Rayong Lab	Oil & Grease	Electronic Balance	RYG_EN0002	20-Feb-25	20-Feb-26	12
Rayong Lab	Oil & Grease	Hot Air Oven	RYG_EN0213	19-Mar-25	19-Mar-26	12
Rayong Lab	Oil & Grease	Water Bath	RYG_EN0061	21-Mar-24	21-Sep-25	18

right solutions.
right partner.

รายการเครื่องมือที่ใช้ในการวิเคราะห์ / ทดสอบ

Sample Name	Parameter	Equipment Name	ID No.	Calibrated Date	Next Cal	Freq. Calibrate (Months)
Water Lab	Oil & Grease	Electronic Top-Loading Balance	BKK_EN0003	2-Aug-24	2-Aug-25	12
Water Lab	Oil & Grease	Water Bath	BKK_EN0439	29-Oct-24	29-Oct-25	12
Water Lab	Hexavalent Chromium	Spectrophotometer	BKK_EN0018	13-Sep-24	13-Sep-25	12
Water Lab	Silver	ICP-MS	BKK_EL0043	4-Oct-24	3-Apr-26	18
Water Lab	Silver	Hot Block	BKK_EL0054	4-Mar-25	4-Sep-26	18
Water Lab	Silver	Chamber (Cold Room)	BKK_EN0167	4-Jun-25	4-Dec-26	18
Water Lab	Iron	ICP-MS	BKK_EL0043	4-Oct-24	3-Apr-26	18
Water Lab	Iron	Hot Block	BKK_EL0054	4-Mar-25	4-Sep-26	18
Water Lab	Iron	Chamber (Cold Room)	BKK_EN0167	4-Jun-25	4-Dec-26	18
Water Lab	Aluminium	ICP-MS	BKK_EL0043	4-Oct-24	3-Apr-26	18
Water Lab	Aluminium	Hot Block	BKK_EL0054	4-Mar-25	4-Sep-26	18
Water Lab	Aluminium	Chamber (Cold Room)	BKK_EN0167	4-Jun-25	4-Dec-26	18
Water Lab	Copper	ICP-MS	BKK_EL0043	4-Oct-24	3-Apr-26	18
Water Lab	Copper	Hot Block	BKK_EL0054	4-Mar-25	4-Sep-26	18
Water Lab	Copper	Chamber (Cold Room)	BKK_EN0167	4-Jun-25	4-Dec-26	18
Water Lab	Lead	ICP-MS	BKK_EL0043	4-Oct-24	3-Apr-26	18
Water Lab	Lead	Hot Block	BKK_EL0054	4-Mar-25	4-Sep-26	18
Water Lab	Lead	Chamber (Cold Room)	BKK_EN0167	4-Jun-25	4-Dec-26	18
Water Lab	Nickel	ICP-MS	BKK_EL0043	4-Oct-24	3-Apr-26	18
Water Lab	Nickel	Hot Block	BKK_EL0054	4-Mar-25	4-Sep-26	18
Water Lab	Nickel	Chamber (Cold Room)	BKK_EN0167	4-Jun-25	4-Dec-26	18
Water Lab	Arsenic	ICP-MS	BKK_EL0043	4-Oct-24	3-Apr-26	18
Water Lab	Arsenic	Hot Block	BKK_EL0054	4-Mar-25	4-Sep-26	18
Water Lab	Arsenic	Chamber (Cold Room)	BKK_EN0167	4-Jun-25	4-Dec-26	18
Water Lab	Cadmium	ICP-MS	BKK_EL0043	4-Oct-24	3-Apr-26	18
Water Lab	Cadmium	Hot Block	BKK_EL0054	4-Mar-25	4-Sep-26	18
Water Lab	Cadmium	Chamber (Cold Room)	BKK_EN0167	4-Jun-25	4-Dec-26	18
Water Lab	Zinc	ICP-MS	BKK_EL0043	4-Oct-24	3-Apr-26	18
Water Lab	Zinc	Hot Block	BKK_EL0054	4-Mar-25	4-Sep-26	18
Water Lab	Zinc	Chamber (Cold Room)	BKK_EN0167	4-Jun-25	4-Dec-26	18
Water Lab	Trivalent Chromium	ICP-MS	BKK_EL0043	4-Oct-24	3-Apr-26	18
Water Lab	Trivalent Chromium	Hot Block	BKK_EL0054	4-Mar-25	4-Sep-26	18
Water Lab	Trivalent Chromium	Chamber (Cold Room)	BKK_EN0167	4-Jun-25	4-Dec-26	18
Water Lab	Mercury	Mercury Analyzer	BKK_EL0128	6-Dec-24	6-Dec-25	12
Water Lab	Total Coliform	Autoclave	BKK_ML0041	4-Mar-25	4-Sep-26	18
Water Lab	Total Coliform	Incubator	BKK_ML0010	3-Dec-24	3-Dec-25	18
Water Lab	Total Coliform	Hot Air Oven	BKK_ML0013	23-Apr-24	23-Oct-25	18
Water Lab	Fecal Coliform	Autoclave	BKK_ML0041	4-Mar-25	4-Sep-26	18
Water Lab	Fecal Coliform	Incubator	BKK_ML0010	3-Dec-24	3-Dec-25	18
Water Lab	Fecal Coliform	Hot Air Oven	BKK_ML0013	23-Apr-24	23-Oct-25	18
Water Lab	Fecal Coliform	Water Bath	BKK_ML0056	4-Mar-25	4-Mar-26	12
Sludge	Silver	ICP-OES	BKK_EL0037	23-Sep-24	23-Mar-26	18
Sludge	Silver	Hot Block	BKK_EL0054	4-Mar-25	4-Sep-26	18
Sludge	Silver	Chamber (Cold Room)	BKK_EN0167	4-Jun-25	4-Dec-26	18
Sludge	Aluminium	ICP-OES	BKK_EL0037	23-Sep-24	23-Mar-26	18
Sludge	Aluminium	Hot Block	BKK_EL0054	4-Mar-25	4-Sep-26	18
Sludge	Aluminium	Chamber (Cold Room)	BKK_EN0167	4-Jun-25	4-Dec-26	18
Sludge	Mercury	Mercury Analyzer	BKK_EL0128	6-Dec-24	6-Dec-25	12
Sludge	Copper	ICP-OES	BKK_EL0037	23-Sep-24	23-Mar-26	18
Sludge	Copper	Hot Block	BKK_EL0054	4-Mar-25	4-Sep-26	18
Sludge	Copper	Chamber (Cold Room)	BKK_EN0167	4-Jun-25	4-Dec-26	18
Sludge	Nickel	ICP-OES	BKK_EL0037	23-Sep-24	23-Mar-26	18
Sludge	Nickel	Hot Block	BKK_EL0054	4-Mar-25	4-Sep-26	18
Sludge	Nickel	Chamber (Cold Room)	BKK_EN0167	4-Jun-25	4-Dec-26	18
Sludge	Arsenic	ICP-OES	BKK_EL0037	23-Sep-24	23-Mar-26	18
Sludge	Arsenic	Hot Block	BKK_EL0054	4-Mar-25	4-Sep-26	18
Sludge	Arsenic	Chamber (Cold Room)	BKK_EN0167	4-Jun-25	4-Dec-26	18
Sludge	Cadmium	ICP-OES	BKK_EL0037	23-Sep-24	23-Mar-26	18
Sludge	Cadmium	Hot Block	BKK_EL0054	4-Mar-25	4-Sep-26	18
Sludge	Cadmium	Chamber (Cold Room)	BKK_EN0167	4-Jun-25	4-Dec-26	18

right solutions.
right partner.

รายการเครื่องมือที่ใช้ในการวิเคราะห์ / ทดสอบ

Sample Name	Parameter	Equipment Name	ID No.	Calibrated Date	Next Cal	Freq. Calibrate (Months)
Sludge	Zinc	ICP-OES	BKK_EL0037	23-Sep-24	23-Mar-26	18
Sludge	Zinc	Hot Block	BKK_EL0054	4-Mar-25	4-Sep-26	18
Sludge	Zinc	Chamber (Cold Room)	BKK_EN0167	4-Jun-25	4-Dec-26	18
Sludge	Trivalent Chromium	ICP-OES	BKK_EL0037	23-Sep-24	23-Mar-26	18
Sludge	Trivalent Chromium	Hot Block	BKK_EL0054	4-Mar-25	4-Sep-26	18
Sludge	Trivalent Chromium	Chamber (Cold Room)	BKK_EN0167	4-Jun-25	4-Dec-26	18
Sludge	Hexavalent Chromium	Spectrophotometer	BKK_EN0018	13-Sep-24	13-Sep-25	12
Soil	Mercury	Mercury Analyzer	BKK_EL0128	6-Dec-24	6-Dec-25	12
Soil	Aluminium	ICP-OES	BKK_EL0037	23-Sep-24	23-Mar-26	18
Soil	Aluminium	Hot Block	BKK_EL0054	4-Mar-25	4-Sep-26	18
Soil	Aluminium	Chamber (Cold Room)	BKK_EN0167	4-Jun-25	4-Dec-26	18
Soil	Arsenic	ICP-OES	BKK_EL0037	23-Sep-24	23-Mar-26	18
Soil	Arsenic	Hot Block	BKK_EL0054	4-Mar-25	4-Sep-26	18
Soil	Arsenic	Chamber (Cold Room)	BKK_EN0167	4-Jun-25	4-Dec-26	18
Soil	Cadmium	ICP-OES	BKK_EL0037	23-Sep-24	23-Mar-26	18
Soil	Cadmium	Hot Block	BKK_EL0054	4-Mar-25	4-Sep-26	18
Soil	Cadmium	Chamber (Cold Room)	BKK_EN0167	4-Jun-25	4-Dec-26	18
Soil	Copper	ICP-OES	BKK_EL0037	23-Sep-24	23-Mar-26	18
Soil	Copper	Hot Block	BKK_EL0054	4-Mar-25	4-Sep-26	18
Soil	Copper	Chamber (Cold Room)	BKK_EN0167	4-Jun-25	4-Dec-26	18
Soil	Nickel	ICP-OES	BKK_EL0037	23-Sep-24	23-Mar-26	18
Soil	Nickel	Hot Block	BKK_EL0054	4-Mar-25	4-Sep-26	18
Soil	Nickel	Chamber (Cold Room)	BKK_EN0167	4-Jun-25	4-Dec-26	18
Soil	Silver	ICP-OES	BKK_EL0037	23-Sep-24	23-Mar-26	18
Soil	Silver	Hot Block	BKK_EL0054	4-Mar-25	4-Sep-26	18
Soil	Silver	Chamber (Cold Room)	BKK_EN0167	4-Jun-25	4-Dec-26	18
Soil	Trivalent Chromium	ICP-OES	BKK_EL0037	23-Sep-24	23-Mar-26	18
Soil	Trivalent Chromium	Hot Block	BKK_EL0054	4-Mar-25	4-Sep-26	18
Soil	Trivalent Chromium	Chamber (Cold Room)	BKK_EN0167	4-Jun-25	4-Dec-26	18
Soil	Zinc	ICP-OES	BKK_EL0037	23-Sep-24	23-Mar-26	18
Soil	Zinc	Hot Block	BKK_EL0054	4-Mar-25	4-Sep-26	18
Soil	Zinc	Chamber (Cold Room)	BKK_EN0167	4-Jun-25	4-Dec-26	18
Soil	Hexavalent Chromium	Spectrophotometer	BKK_EN0018	13-Sep-24	13-Sep-25	12

High Volume Air Sampler Calibration Worksheet

Project Site :	Rojana Industrial Park Rayong 2 Co.,Ltd.	**Barometric Pressure (mm Hg) :**	758.7
Calibrate Location :	บ้านวังตาผิน(A2)	**Temperature (°C) :**	32.7
Calibrate Date :	30-May-25	**High Volume ID :**	RYG_FS0174
CalibrationSheet No.:	**C-300525-RYG_FS0174**	**High Volume Model :**	TE-5170D
Calibrator ID:	RYG_FS0205	**High Volume S/N :**	4800
Calibrator Model :	TE-5028A	**Calibrator Slope :**	1.52567
Calibrator S/N :	1166	**Calibrator Intercept :**	-0.03613

Test No.	Delta H_2O (inch)	Q_{std} (m^3/min)	I : Chart (CFM)	Linear Regression
1	2.9	1.1372	40	Slope : 35.8638
2	3.8	1.2966	46	Intercept : -0.6718
3	4.6	1.4229	50	Correlation Coefficient : 0.9990
4	5.2	1.5106	54	
5	6.6	1.6972	60	

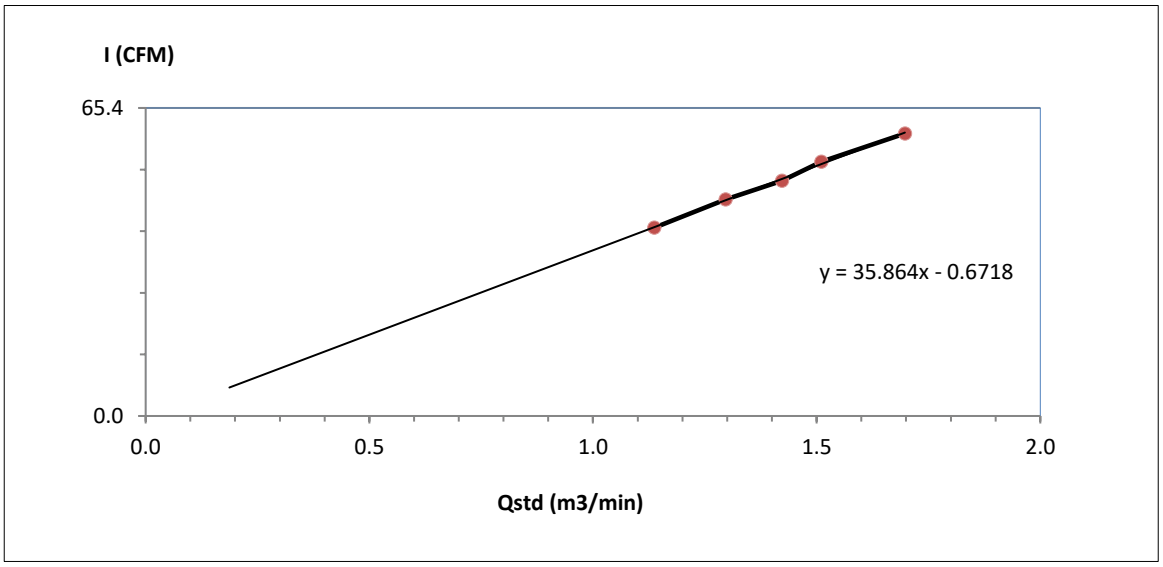

Calibrated by _____

(Mr. Suphanat Pisaipan)
RYG Field Services Scientist (2)

Approved by : _____

(Mr. Supot Salamteh)
Field Services Section Head

High Volume Air Sampler Calibration Worksheet

Project Site :	Rojana Industrial Park Rayong 2 Co.,Ltd.	**Barometric Pressure (mm Hg) :**	758.7
Calibrate Location :	วัดมาบยางพร(A1)	**Temperature (°C) :**	32.7
Calibrate Date :	30-May-25	**High Volume ID :**	RYG_FS0178
CalibrationSheet No.:	**C-300525-RYG_FS0178**	**High Volume Model :**	TE-5170D
Calibrator ID:	RYG_FS0205	**High Volume S/N :**	4804
Calibrator Model :	TE-5028A	**Calibrator Slope :**	1.52567
Calibrator S/N :	1166	**Calibrator Intercept :**	-0.03613

Test No.	Delta H_2O (inch)	Q_{std} (m^3/min)	I : Chart (CFM)	Linear Regression
1	2.8	1.1181	40	Slope : 38.4473
2	3.6	1.2629	46	Intercept : -2.7286
3	4.2	1.3612	50	Correlation Coefficient : 0.9993
4	5.0	1.4819	54	
5	6.1	1.6331	60	

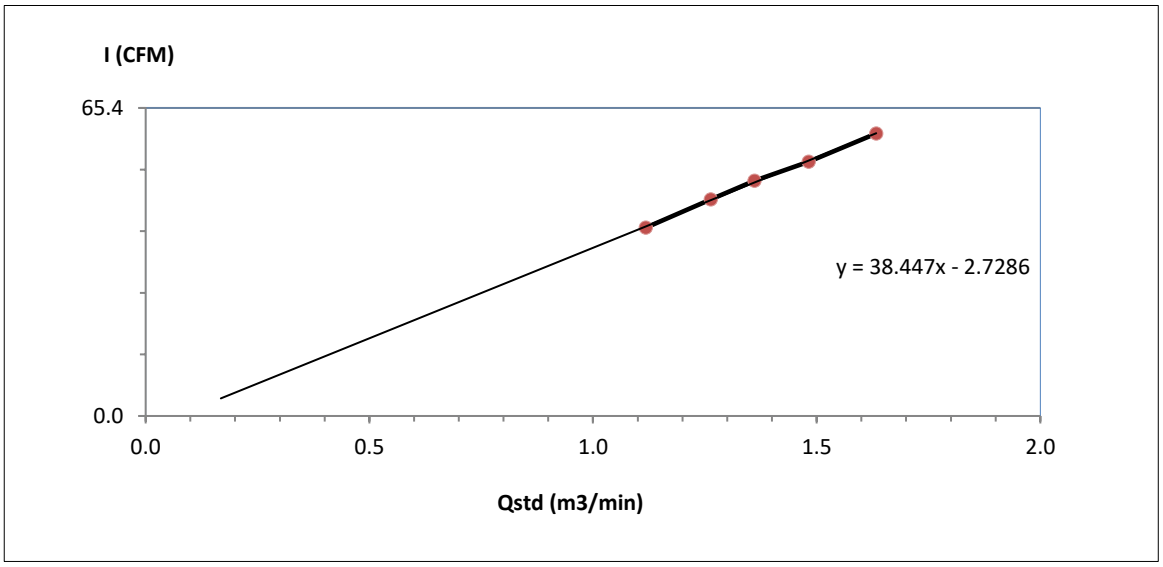

Calibrated by _____

(Mr. Suphanat Pisaipan)
RYG Field Services Scientist (2)

Approved by : _____

(Mr. Supot Salamteh)
Field Services Section Head

High Volume Air Sampler Calibration Worksheet

Project Site :	Rojana Industrial Park Rayong 2 Co.,Ltd.	**Barometric Pressure (mm Hg) :**	758.7
Calibrate Location :	วัดวังประดู่(A4)	**Temperature (°C) :**	32.7
Calibrate Date :	30-May-25	**High Volume ID :**	RYG_FS0394
CalibrationSheet No.:	**C-300525-RYG_FS0394**	**High Volume Model :**	TE-5170D
Calibrator ID:	RYG_FS0205	**High Volume S/N :**	5690
Calibrator Model :	TE-5028A	**Calibrator Slope :**	1.52567
Calibrator S/N :	1166	**Calibrator Intercept :**	-0.03613

Test No.	Delta H_2O (inch)	Q_{std} (m^3/min)	I : Chart (CFM)	Linear Regression
1	3.1	1.1746	40	Slope : 39.8755
2	4.0	1.3293	46	Intercept : -6.9206
3	4.6	1.4229	50	Correlation Coefficient : 0.9994
4	5.4	1.5387	54	
5	6.4	1.6719	60	

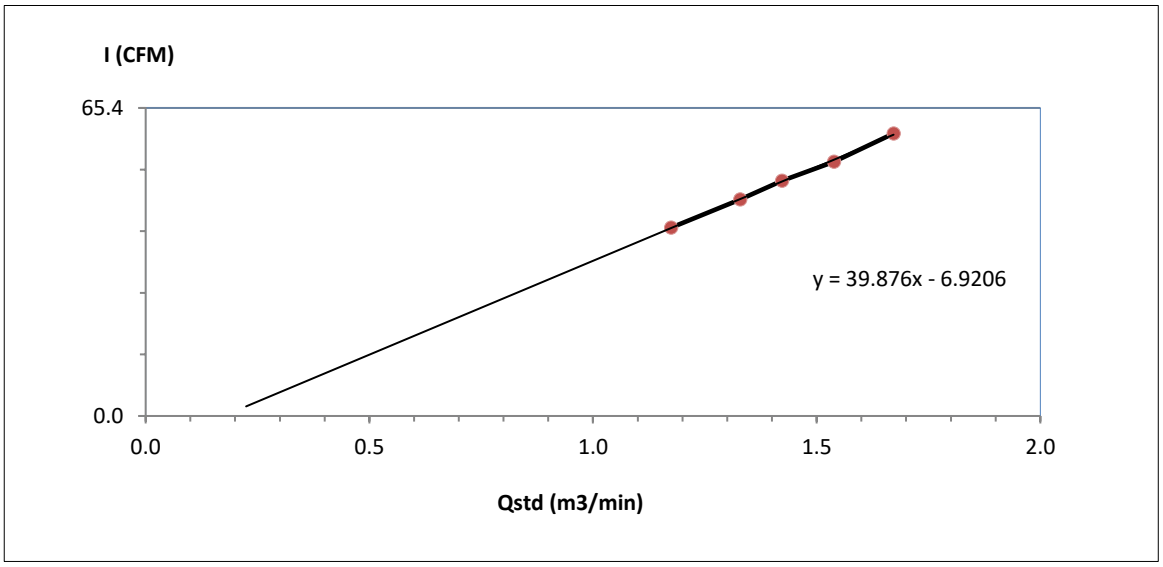

Calibrated by

(Mr. Suphanat Pisaipan)
RYG Field Services Scientist (2)

Approved by :

(Mr. Supot Salamteh)
Field Services Section Head

High Volume Air Sampler Calibration Worksheet

Project Site :	Rojana Industrial Park Rayong 2 Co.,Ltd.	**Barometric Pressure (mm Hg) :**	758.7
Calibrate Location :	วัดประสิทธิ์ธาราม(A3)	**Temperature (°C) :**	32.7
Calibrate Date :	30-May-25	**High Volume ID :**	RYG_FS0663
CalibrationSheet No.:	**C-300525-RYG_FS0663**	**High Volume Model :**	TE-5009X
Calibrator ID:	RYG_FS0205	**High Volume S/N :**	6260
Calibrator Model :	TE-5028A	**Calibrator Slope :**	1.52567
Calibrator S/N :	1166	**Calibrator Intercept :**	-0.03613

Test No.	Delta H_2O (inch)	Q_{std} (m^3/min)	I : Chart (CFM)	Linear Regression
1	3.0	1.1560	40	Slope : 37.8308
2	3.9	1.3130	46	Intercept : -3.7293
3	4.6	1.4229	50	Correlation Coefficient : 1.0000
4	5.3	1.5247	54	
5	6.5	1.6846	60	

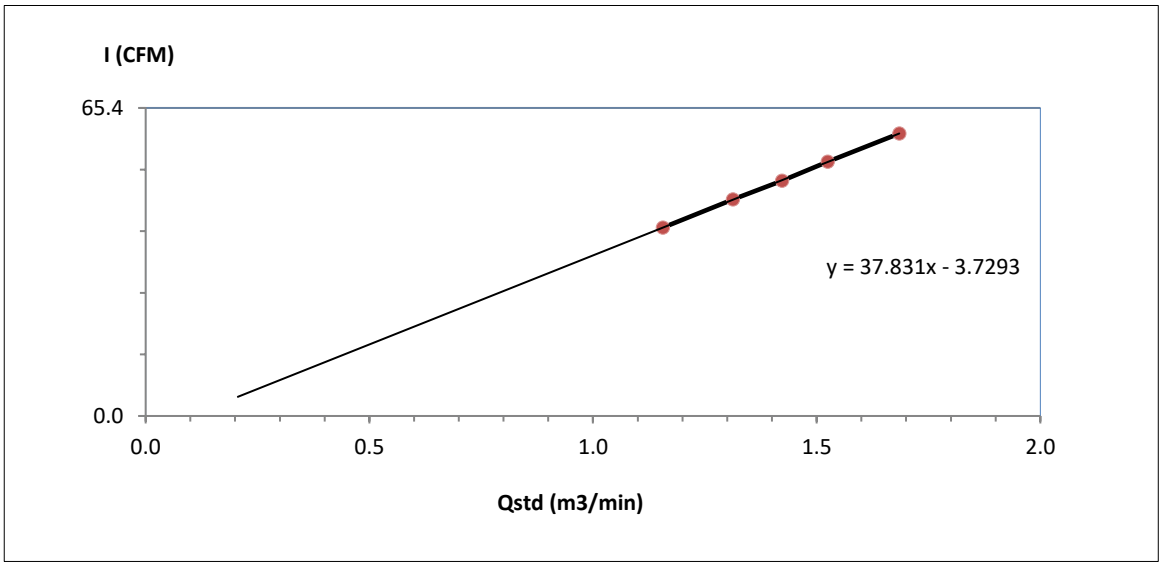

Calibrated by _____

(Mr. Suphanat Pisaipan)
RYG Field Services Scientist (2)

Approved by : _____

(Mr. Supot Salamteh)
Field Services Section Head

Accredited by

NSC-TISI-TIS 17025
Calibration 0426

Calibration certificate

Calibration Certificate No. 25BKL0001

Object	Electronic non-automatic weighing instrument
Manufacturer	Sartorius
Type	LA130S-F
Serial | QM Ident. no.	25409664 | RYG_EN0001
Customer	ALS Laboratory Group (Thailand) Co.,Ltd. (Rayong Branch) 616/10 Moo 5 T.Maenam Khu, A.Pluak Daeng, Rayong 21140, Thailand.
Order no.	2230
Number of pages	4
Date of calibration	20 Feb 2025

This calibration certificate documents the traceability to national standards.

Uncertainties of measurements are taken into account when only statements of compliance are made.

This certificate was prepared by Sartorius Corporation in accordance to the current ISO/IEC 17025:2017 standard and Sartorius Work Instruction (Method) SOP WI 08.

This certificate relate and apply this equipment only.

REVIEW BY ..... Thanitak.

APPROVED BY..... D.Thanon.

NEXT CAL DATE..... 20/02/26

This calibration certificate may not be reproduced other than in full except with the permission of NSC-TISI-TIS-17025 and the issuing laboratory. Calibration certificates without signature are not valid.

The user is obliged to have the object recalibrated at appropriate intervals.

Date	Approval of the Calibration Certificate	Person in charge
06 Mar 2025	Mr. Chonchai Inthana	Kachen Lalee

Calibration object

Single range instrument

Model	LA130S-F
Serial Number	25409664
QM Ident. no | Inventory no.	RYG_EN0001 | ---

Maximum capacity (Max. load)	150.0000 g
Measured range	150.0000 g
Scale interval	0.0001 g

Place of calibration

Address	According to page 1
Department | Cost center	Laboratory Department. | ---
Building | Floor	--- | 1st Floor.
Room	Balance Room.
Maximum temperature variation at place of calibration	5 K

Calibration procedure

EURAMET cg-18, V4.0 - Guidelines on the Calibration of Non-Automatic Weighing Instruments

Test equipment

Test equipment type	Test equipment ID	Valid until
Thermometer	MHB-382SD s/nB011342 Traceable to SI unit through DKSH	21 Aug 2025
Test weight set OIML R111 E2	Certificate No.M2308197S ,E2(Traceable to SI unit through TCS)	23 Aug 2025

Adjustment Status

The measuring device was internally adjusted before the calibration.

Environmental and measuring conditions

Date of calibration	20 Feb 2025
Temperature at place of calibration | Temp. diff. $T_{weights}$ - T_{place}	24.5 °C | 1.0 K
Measuring conditions	The installation site is suitable. The device was levelled. Balance was loaded up to Max before test.
Comments	Humidity 58.0 %RH.

Measurement results | Measurement uncertainties

Repeatability

Test load (nominal): 10 g | 100 g

	10 g	100 g
1	10.0000 g	100.0000 g
2	9.9999 g	100.0000 g
3	10.0000 g	99.9999 g
4	10.0000 g	100.0000 g
5	10.0000 g	99.9999 g
6	9.9999 g	99.9999 g
7	10.0000 g	100.0000 g
8	10.0000 g	100.0000 g
9	10.0000 g	100.0000 g
10	10.0000 g	100.0000 g
	s = 0.00004 g	s = 0.00005 g

Eccentricity

Test load (nominal):	**50 g**
Center	50.0000 g
Front left	50.0001 g
Back left	50.0000 g
Back right	49.9999 g
Front right	50.0001 g
Maximum deviation from centric loading indication $\lvert\Delta I_{ecc}\rvert_{max}$ = 0.0001 g	

Error of indication

Testload *L*	Indication *I*	Error *E*	Expansion factor *k*	Uncertainty *U*(*E*)	Uncertainty relative $U_{rel}(E)$
0.0100 g	0.0100 g	0.0000 g	2.00	0.00012 g	1.2 %
0.0500 g	0.0500 g	0.0000 g	2.00	0.00013 g	0.25 %
0.1000 g	0.1000 g	0.0000 g	2.00	0.00013 g	0.13 %
0.5000 g	0.5000 g	0.0000 g	2.00	0.00013 g	0.026 %
1.0000 g	1.0000 g	0.0000 g	2.00	0.00013 g	0.013 %
2.0000 g	2.0000 g	0.0000 g	2.00	0.00013 g	0.0065 %
5.0000 g	5.0000 g	0.0000 g	2.00	0.00013 g	0.0026 %
10.0000 g	10.0000 g	0.0000 g	2.00	0.00013 g	0.0013 %
20.0000 g	20.0000 g	0.0000 g	2.00	0.00014 g	0.00069 %
100.0000 g	100.0000 g	0.0000 g	2.00	0.00021 g	0.00021 %
150.0000 g	149.9999 g	-0.0001 g	2.00	0.00028 g	0.00019 %
Maximum error of indication		$\lvert E\rvert_{max}$ = 0.0001 g			

$U_{rel}(E)$ is the quotient of $U(E)$ and test load L. The uncertainty of measurement $U(E)$ is valid only if error E is considered. You will find reference notes on the uncertainty of measurement in use under: Appendix to the calibration certificate | Interpretation of measurement results.
Reference note: The reported expanded uncertainty of measurement is stated as the standard uncertainty of measurement multiplied by the documented Expansion factor, determined in accordance with the European Calibration Guideline EURAMET cg-18, V4.0. There is a 95 % probability that the value of the measurand will be in the assigned value range.

End of calibration certificate

Uncertainty of measurement in use

Device adjusted before measurement	Yes
Temperature deviation considered	1.5 K (isoCAL active)
Temperature coefficient considered	$1 \cdot 10^{-6}$/K
Uncertainty of the weighing result $U_{gl}(W)$	**$U_{gl}(W) = 0.00013\ g + 3.96 \cdot 10^{-6} \cdot R$**

Reference note: The current uncertainty of measurement is calculated by entering of the reading *R* into this formula. In relation to this, there is no need for a correction of the indication error. The reported expanded uncertainty of measurement is stated as the standard uncertainty of measurement multiplied with an Expansion factor of 2, determined in accordance with the European Calibration Guideline EURAMET cg-18, V4.0. There is a 95 % probability that the value of the measurand will be in the assigned value range.

Indication in % from max load	Net indication *R*	Uncertainty $U_{gl}(W)$	Uncertainty relative $U_{gl}(W)_{rel}$
1 %	1.5000 g	0.00014 g	0.0091 %
25 %	37.5000 g	0.00028 g	0.00074 %
50 %	75.0000 g	0.00043 g	0.00057 %
75 %	112.5000 g	0.00058 g	0.00051 %
100 %	150.0000 g	0.00072 g	0.00048 %

Graphic realization of the relative uncertainty of measurement | process accuracy

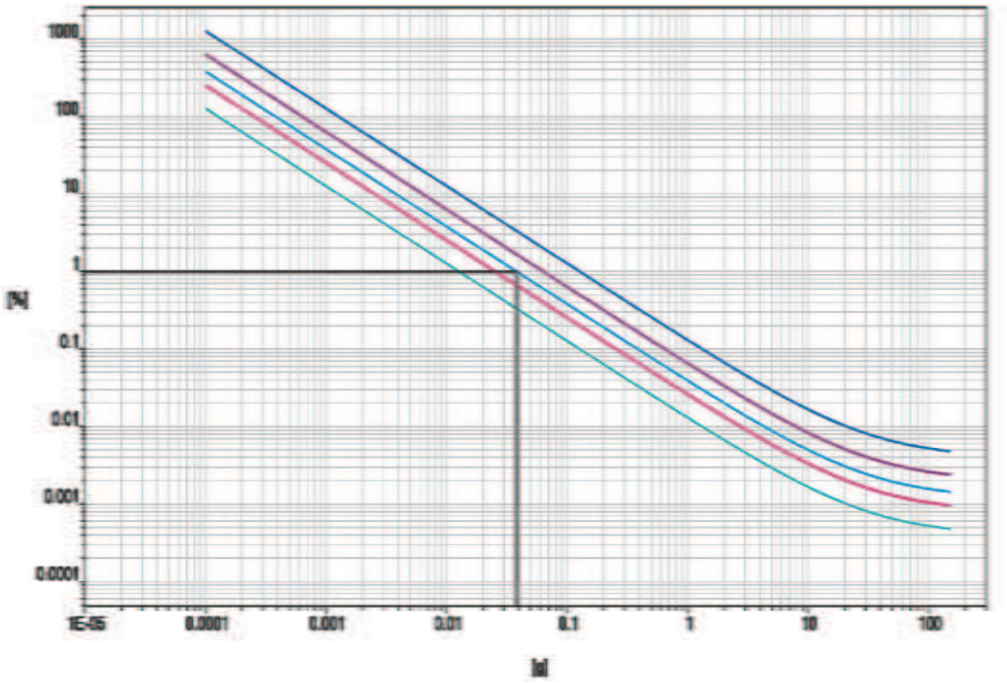

Safety factor	
10	
5	
3	
2	
1	

Displayed example

Process accuracy	1.00 %
Safety factor	3
Minimum sample weight	0.0380 g

High Volume Air Sampler Calibration Worksheet

Project Site :	Rojana Industrial Park Rayong 2 Co.,Ltd.	**Barometric Pressure (mm Hg) :**	758.7
Calibrate Location :	บ้านวังตาผิน(A2)	**Temperature (°C) :**	32.7
Calibrate Date :	30-May-25	**High Volume ID :**	RYG_FS0183
CalibrationSheet No.:	**C-300525-RYG_FS0183**	**High Volume Model :**	TE-5009X
Calibrator ID:	RYG_FS0205	**High Volume S/N :**	4791
Calibrator Model :	TE-5028A	**Calibrator Slope :**	0.95561
Calibrator S/N :	1166	**Calibrator Intercept :**	-0.02266

Test No.	Delta H_2O (inch)	Qa (m^3/min)	I : Chart (CFM)	Linear Regression
1	1.7	0.889	32	Slope : 32.0445
2	2.2	1.008	36	Intercept : 3.5966
3	2.8	1.134	40	Correlation Coefficient : 0.9999
4	3.5	1.265	44	
5	4.2	1.384	48	

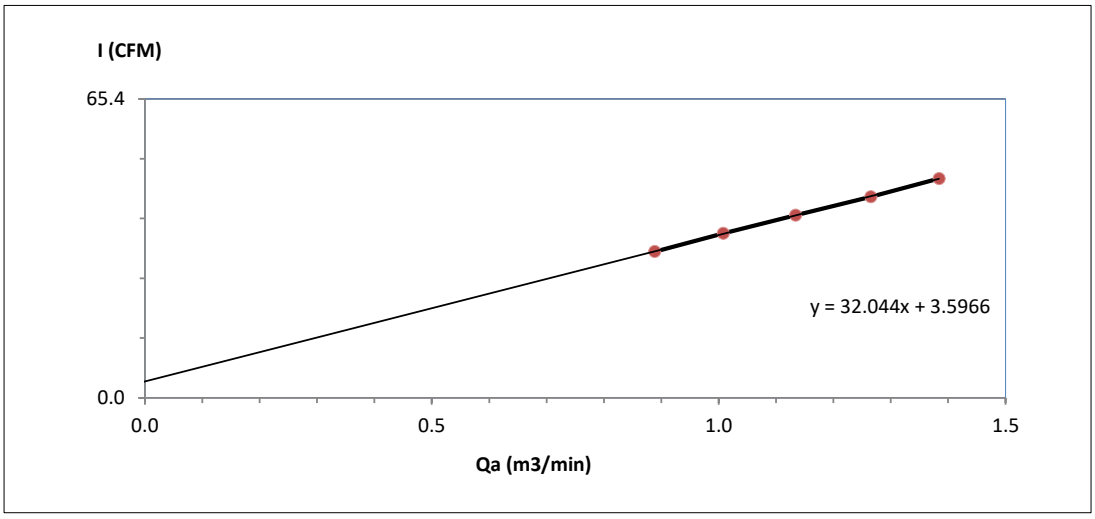

Calibrated by _____

(Mr. Suphanat Pisaipan)
RYG Field Services Scientist (2)

Approved by : _____

(Mr. Supot Salamteh)
Field Services Section Head

High Volume Air Sampler Calibration Worksheet

Project Site :	Rojana Industrial Park Rayong 2 Co.,Ltd.	**Barometric Pressure (mm Hg) :**	758.7
Calibrate Location :	วัดวังประดู่(A4)	**Temperature (°C) :**	32.7
Calibrate Date :	30-May-25	**High Volume ID :**	RYG_FS0187
CalibrationSheet No.:	**C-300525-RYG_FS0187**	**High Volume Model :**	TE-5009X
Calibrator ID:	RYG_FS0205	**High Volume S/N :**	4795
Calibrator Model :	TE-5028A	**Calibrator Slope :**	0.95561
Calibrator S/N :	1166	**Calibrator Intercept :**	-0.02266

Test No.	Delta H_2O (inch)	Qa (m^3/min)	I : Chart (CFM)	Linear Regression
1	1.8	0.914	32	Slope : 35.8390
2	2.2	1.008	36	Intercept : -0.5307
3	2.8	1.134	40	Correlation Coefficient : 0.9991
4	3.4	1.247	44	
5	4.0	1.351	48	

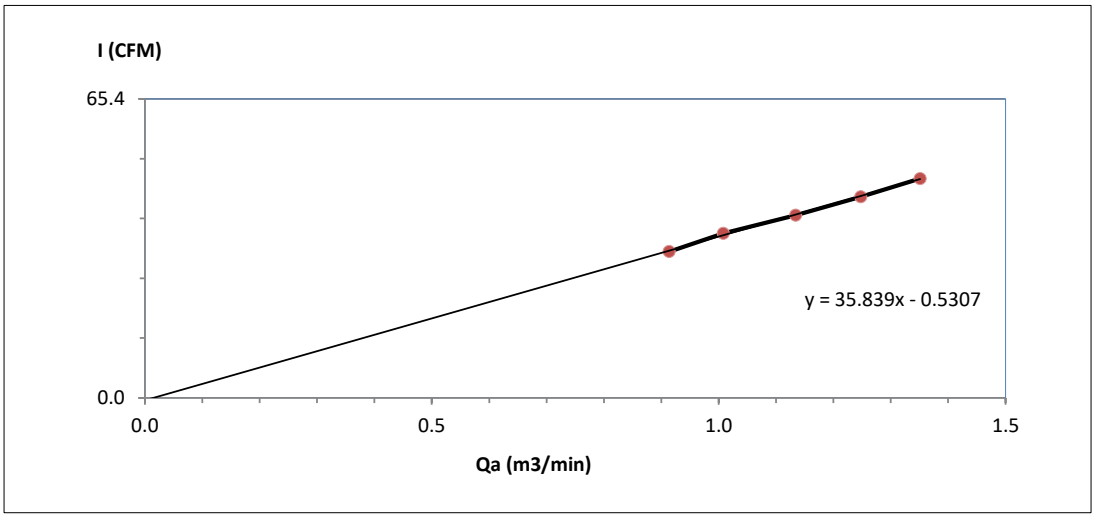

Calibrated by _____

(Mr. Suphanat Pisaipan)
RYG Field Services Scientist (2)

Approved by : _____

(Mr. Supot Salamteh)
Field Services Section Head

High Volume Air Sampler Calibration Worksheet

Project Site :	Rojana Industrial Park Rayong 2 Co.,Ltd.	**Barometric Pressure (mm Hg) :**	758.7
Calibrate Location :	วัดมาบยางพร (A1)	**Temperature (°C) :**	32.7
Calibrate Date :	30-May-25	**High Volume ID :**	RYG_FS0188
CalibrationSheet No.:	**C-300525-RYG_FS0188**	**High Volume Model :**	TE-5009X
Calibrator ID:	RYG_FS0205	**High Volume S/N :**	4796
Calibrator Model :	TE-5028A	**Calibrator Slope :**	0.95561
Calibrator S/N :	1166	**Calibrator Intercept :**	-0.02266

Test No.	Delta H_2O (inch)	Qa (m^3/min)	I : Chart (CFM)	Linear Regression
1	1.6	0.863	32	Slope : 32.2426
2	2.1	0.985	36	Intercept : 4.1404
3	2.7	1.114	40	Correlation Coefficient : 0.9993
4	3.4	1.247	44	
5	4.0	1.351	48	

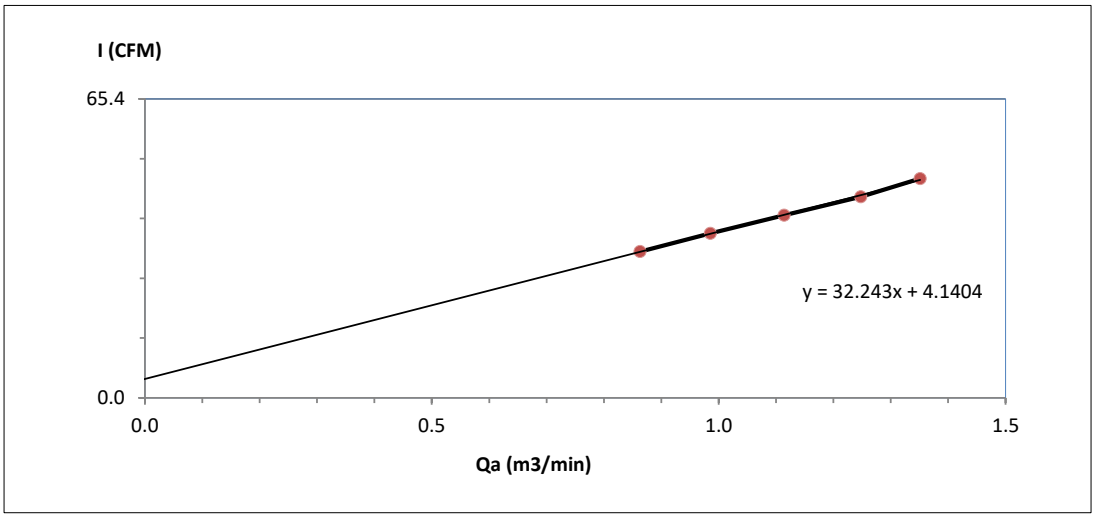

Calibrated by _____

(Mr. Suphanat Pisaipan)
RYG Field Services Scientist (2)

Approved by : _____

(Mr. Supot Salamteh)
Field Services Section Head

High Volume Air Sampler Calibration Worksheet

Project Site :	Rojana Industrial Park Rayong 2 Co.,Ltd.	**Barometric Pressure (mm Hg) :**	758.7
Calibrate Location :	วัดประสิทธิ์ธาราม (A3)	**Temperature (°C) :**	32.7
Calibrate Date :	30-May-25	**High Volume ID :**	RYG_FS0667
CalibrationSheet No.:	**C-300525-RYG_FS0667**	**High Volume Model :**	TE-5009X
Calibrator ID:	RYG_FS0205	**High Volume S/N :**	6266
Calibrator Model :	TE-5028A	**Calibrator Slope :**	0.95561
Calibrator S/N :	1166	**Calibrator Intercept :**	-0.02266

Test No.	Delta H_2O (inch)	Qa (m^3/min)	I : Chart (CFM)	Linear Regression
1	1.7	0.889	32	Slope : 34.3079
2	2.2	1.008	36	Intercept : 1.3732
3	2.8	1.134	40	Correlation Coefficient : 0.9994
4	3.4	1.247	44	
5	4.0	1.351	48	

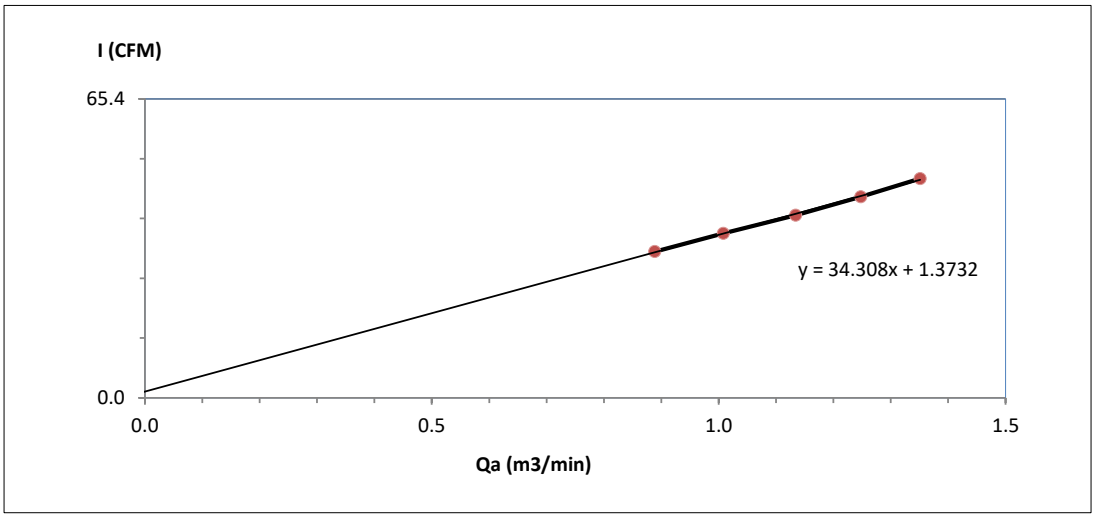

Calibrated by _____

(Mr. Suphanat Pisaipan)
RYG Field Services Scientist (2)

Approved by : _____

(Mr. Supot Salamteh)
Field Services Section Head

MULTIPOINT CALIBRATION REPORT

Calibration Date	4-Jan-25	Equipment Name	NOx Analyzer
Manufacturer	HORIBA	Model	APNA-370
Serial No.	8G314J3K	Equipment ID	RYG_FS0264
Calibrator Manufacturer	Teledyne API	Model	700
Serial No.	947		
Std. Gas Concentration (PPM)	55.88	Cylinder No.	GN0027222
Cylinder Pressure (psi)	1800	Certified By	Airgas Inc.
Certified Date	9-Feb-22	Expired Date	9-Feb-30

Point	CALIBRATION RESULTS						
	Ideal	Actual NO	Error NO	%Error NO	Actual NOx	Error NOx	%Error NOx
ZERO	0.00	0.05	0.05	0.05	0.10	0.10	0.10
1	100.00	99.20	-0.80	-0.80	100.10	0.10	0.10
2	200.00	198.70	-1.30	-0.65	199.30	-0.70	-0.35
3	300.00	298.60	-1.40	-0.47	301.40	1.40	0.47
4	400.00	398.20	-1.80	-0.45	398.20	-1.80	-0.45
AVERAGE (%)				-0.46			-0.03

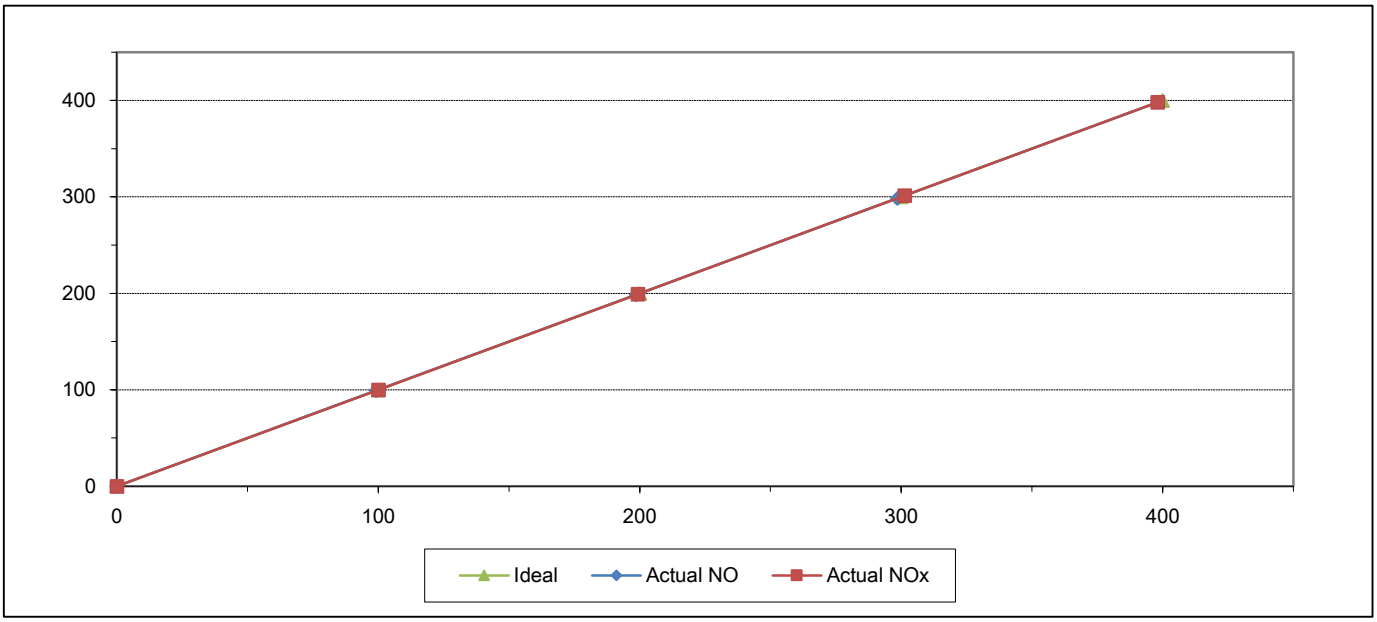

Calibrated By

(Mr.Jirawut Sakarn)
Field Environmental Scientist (3)

Approved By

(Mr.Sarayuth Jittranont)
Assistant General Manager

MULTIPOINT CALIBRATION REPORT

Calibration Date	4-Jan-25	Equipment Name	NOx Analyzer
Manufacturer	HORIBA	Model	APNA-370
Serial No.	ALP0V0WY	Equipment ID	RYG_FS0455
Calibrator Manufacturer	Teledyne API	Model	700
Serial No.	947		
Std. Gas Concentration (PPM)	55.88	Cylinder No.	GN0027222
Cylinder Pressure (psi)	1800	Certified By	Airgas Inc.
Certified Date	9-Feb-22	Expired Date	9-Feb-30

Point	CALIBRATION RESULTS						
	Ideal	Actual NO	Error NO	%Error NO	Actual NOx	Error NOx	%Error NOx
ZERO	0.00	0.10	0.10	0.10	0.10	0.10	0.10
1	100.00	98.60	-1.40	-1.40	101.60	1.60	1.60
2	200.00	198.80	-1.20	-0.60	201.30	1.30	0.65
3	300.00	301.30	1.30	0.43	301.70	1.70	0.57
4	400.00	398.50	-1.50	-0.38	401.30	1.30	0.33
AVERAGE (%)				-0.37			0.65

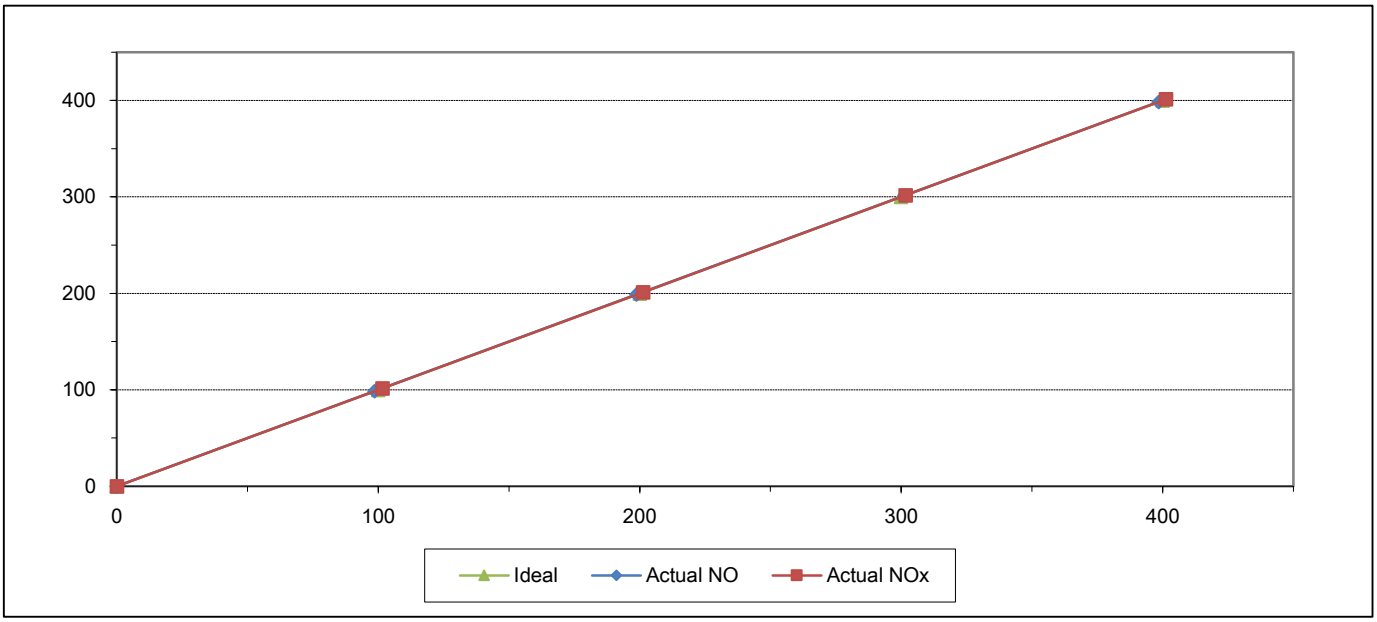

Calibrated By

(Mr.Jirawut Sakarn)
Field Environmental Scientist (3)

Approved By

(Mr.Sarayuth Jittranont)
Assistant General Manager

MULTIPOINT CALIBRATION REPORT

Calibration Date	4-Jan-25	Equipment Name	NOx Analyzer
Manufacturer	HORIBA	Model	APNA-370
Serial No.	T95HWM41	Equipment ID	RYG_FS0461
Calibrator Manufacturer	Teledyne API	Model	700
Serial No.	947		
Std. Gas Concentration (PPM)	55.88	Cylinder No.	GN0027222
Cylinder Pressure (psi)	1800	Certified By	Airgas Inc.
Certified Date	9-Feb-22	Expired Date	9-Feb-30

Point	CALIBRATION RESULTS						
	Ideal	Actual NO	Error NO	%Error NO	Actual NOx	Error NOx	%Error NOx
ZERO	0.00	0.10	0.10	0.10	0.10	0.10	0.10
1	100.00	98.70	-1.30	-1.30	100.10	0.10	0.10
2	200.00	201.00	1.00	0.50	201.00	1.00	0.50
3	300.00	298.70	-1.30	-0.43	302.10	2.10	0.70
4	400.00	398.40	-1.60	-0.40	402.60	2.60	0.65
AVERAGE (%)				-0.31			0.41

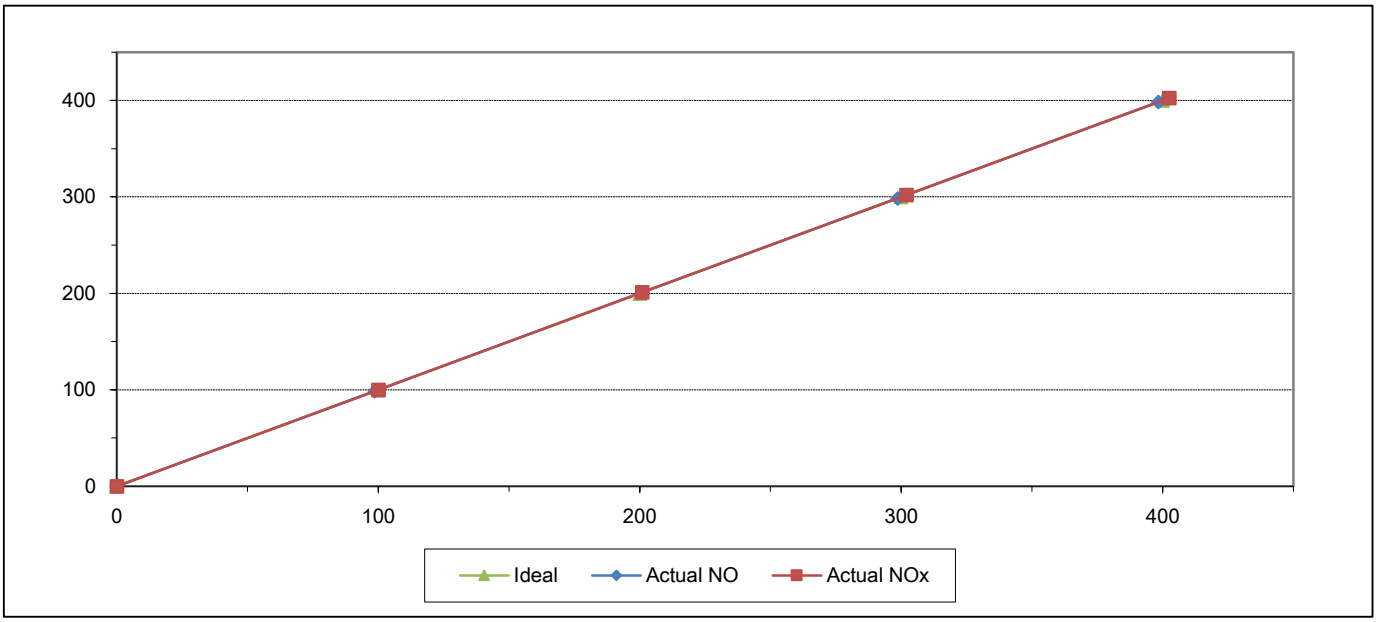

Calibrated By

(Mr.Jirawut Sakarn)
Field Environmental Scientist (3)

Approved By

(Mr.Sarayuth Jittranont)
Assistant General Manager

MULTIPOINT CALIBRATION REPORT

Calibration Date	4-Jan-25	Equipment Name	NOx Analyzer
Manufacturer	Teledyne API	Model	N200
Serial No.	122	Equipment ID	RYG_FS0732
Calibrator Manufacturer	Teledyne API	Model	700
Serial No.	947		
Std. Gas Concentration (PPM)	55.88	Cylinder No.	GN0027222
Cylinder Pressure (psi)	1800	Certified By	Airgas Inc.
Certified Date	9-Feb-22	Expired Date	9-Feb-30

Point	CALIBRATION RESULTS						
	Ideal	Actual NO	Error NO	%Error NO	Actual NOx	Error NOx	%Error NOx
ZERO	0.00	0.10	0.10	0.10	0.10	0.10	0.10
1	100.00	99.20	-0.80	-0.80	101.30	1.30	1.30
2	200.00	198.70	-1.30	-0.65	201.30	1.30	0.65
3	300.00	298.80	-1.20	-0.40	301.30	1.30	0.43
4	400.00	398.50	-1.50	-0.38	401.30	1.30	0.33
AVERAGE (%)				-0.43			0.56

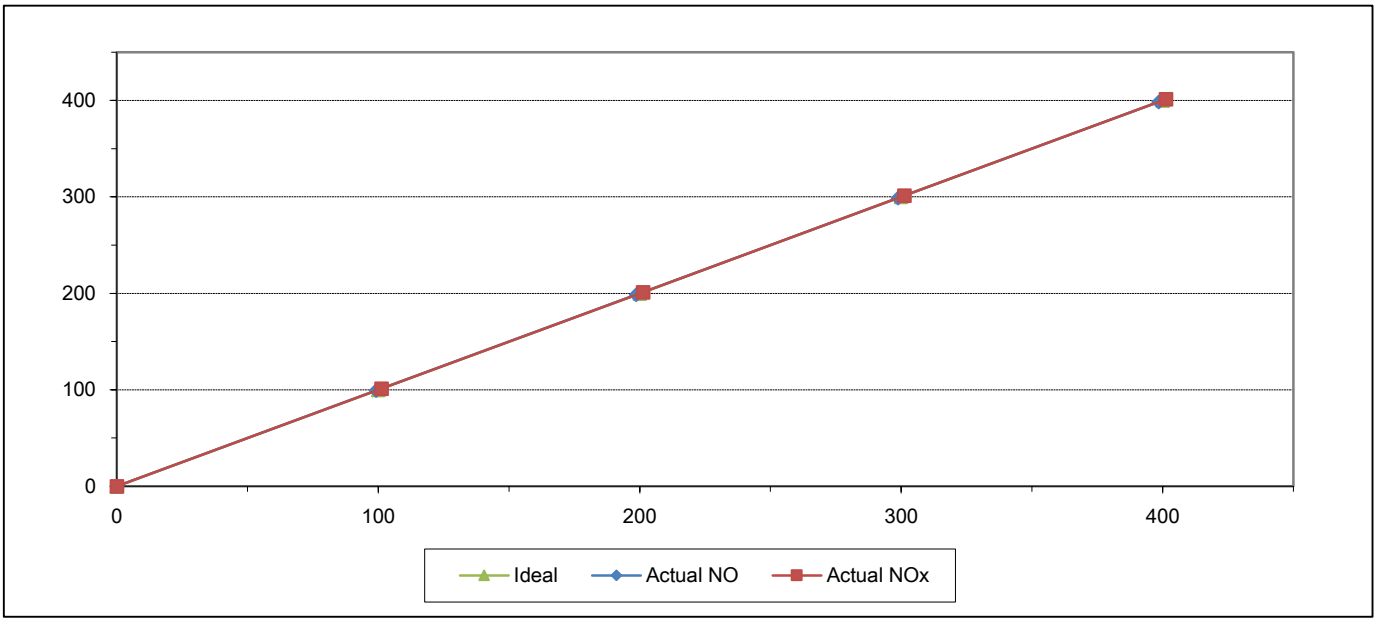

Calibrated By

(Mr.Jirawut Sakarn)
Field Environmental Scientist (3)

Approved By

(Mr.Sarayuth Jittranont)
Assistant General Manager

MULTIPOINT CALIBRATION REPORT

Calibration Date	4-Jan-25	Equipment Name	SO2 Analyzer
Manufacturer	HORIBA	Model	APSA-370
Serial No.	YPRXJJ20	Equipment ID	RYG_FS0263
Calibrator Manufacturer	Teledyne API	Model	700
Serial No.	947		
Std. Gas Concentration (PPM)	56.3	Cylinder No.	GN0027222
Cylinder Pressure (psi)	1800	Certified By	Airgas Inc.
Certified Date	9-Feb-22	Expired Date	9-Feb-30

Point	CALIBRATION RESULTS			
	Ideal	Autual	Error	%Error
ZERO	0.00	0.10	0.10	0.10
1	100.00	99.70	-0.30	-0.30
2	200.00	199.40	-0.60	-0.30
3	300.00	298.20	-1.80	-0.60
4	400.00	398.10	-1.90	-0.47
AVERAGE (%)				-0.31

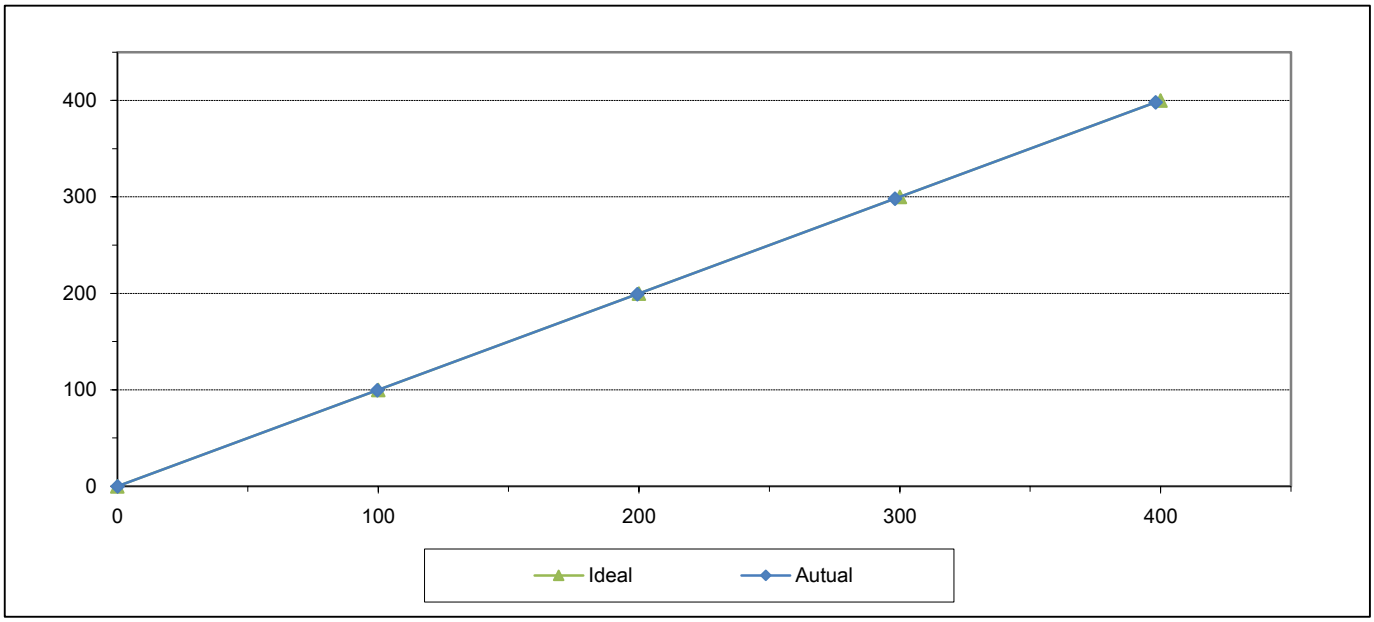

Calibrated By

(Mr.Jirawut Sakarn)
Field Environmental Scientist (3)

Approved By

(Mr.Sarayuth Jittranont)
Assistant General Manager

MULTIPOINT CALIBRATION REPORT

Calibration Date	4-Jan-25	Equipment Name	SO2 Analyzer
Manufacturer	HORIBA	Model	APSA-370
Serial No.	H0S3D9FA	Equipment ID	RYG_FS0454
Calibrator Manufacturer	Teledyne API	Model	700
Serial No.	947		
Std. Gas Concentration (PPM)	56.3	Cylinder No.	GN0027222
Cylinder Pressure (psi)	1800	Certified By	Airgas Inc.
Certified Date	9-Feb-22	Expired Date	9-Feb-30

Point	CALIBRATION RESULTS			
	Ideal	Autual	Error	%Error
ZERO	0.00	0.10	0.10	0.10
1	100.00	98.30	-1.70	-1.70
2	200.00	201.10	1.10	0.55
3	300.00	301.20	1.20	0.40
4	400.00	399.50	-0.50	-0.13
AVERAGE (%)				-0.16

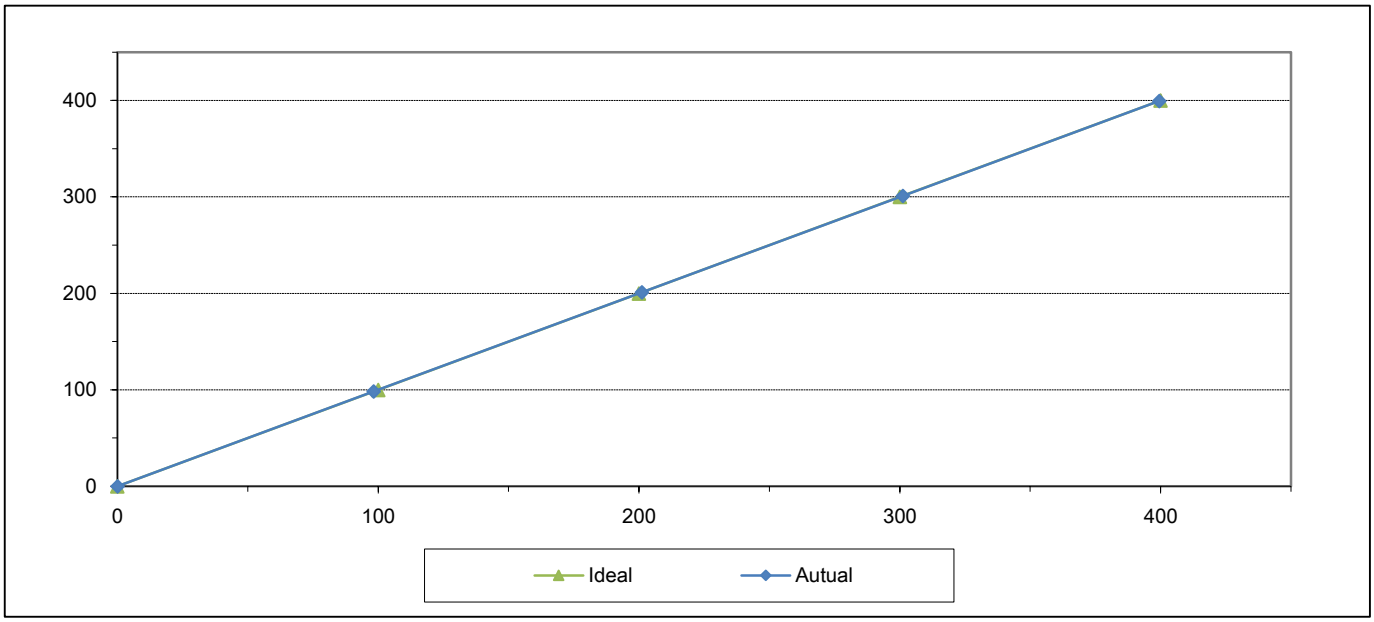

Calibrated By

(Mr.Jirawut Sakarn)
Field Environmental Scientist (3)

Approved By

(Mr.Sarayuth Jittranont)
Assistant General Manager

MULTIPOINT CALIBRATION REPORT

Calibration Date	4-Jan-25	Equipment Name	SO2 Analyzer
Manufacturer	HORIBA	Model	APSA-370
Serial No.	VABF9LSH	Equipment ID	RYG_FS0460
Calibrator Manufacturer	Teledyne API	Model	700
Serial No.	947		
Std. Gas Concentration (PPM)	56.3	Cylinder No.	GN0027222
Cylinder Pressure (psi)	1800	Certified By	Airgas Inc.
Certified Date	9-Feb-22	Expired Date	9-Feb-30

Point	CALIBRATION RESULTS			
	Ideal	Autual	Error	%Error
ZERO	0.00	0.10	0.10	0.10
1	100.00	98.70	-1.30	-1.30
2	200.00	198.50	-1.50	-0.75
3	300.00	296.90	-3.10	-1.03
4	400.00	398.10	-1.90	-0.47
AVERAGE (%)				-0.69

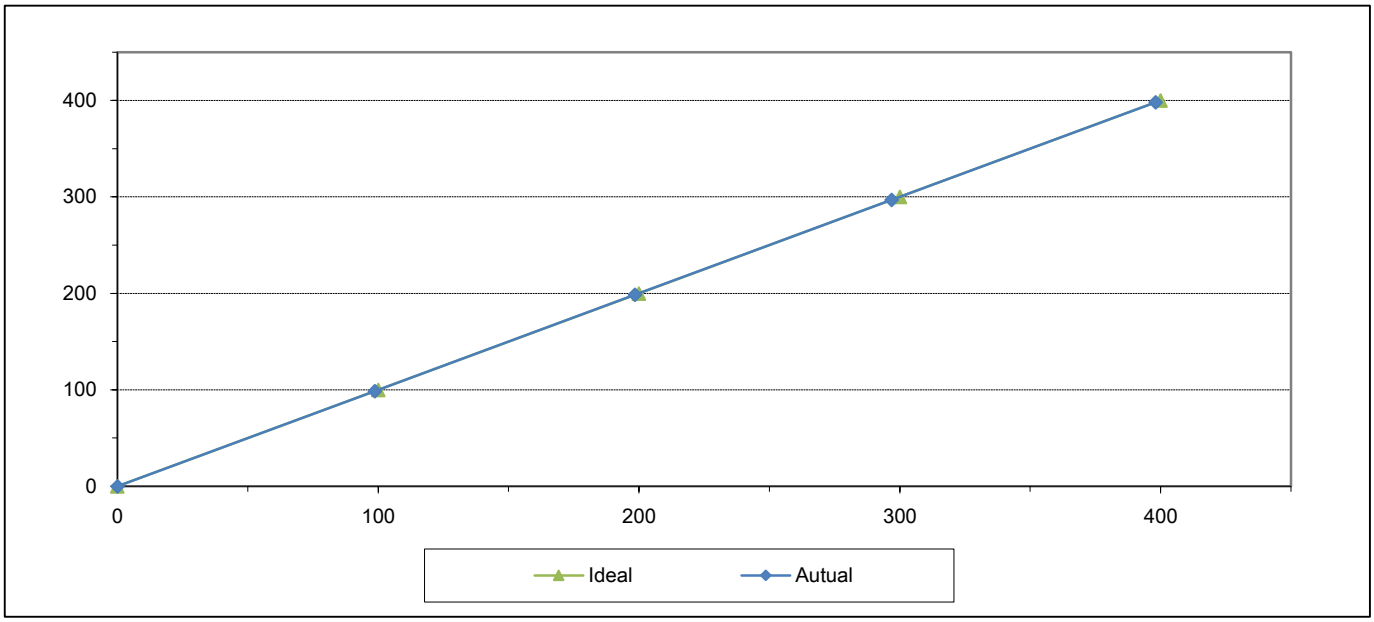

Calibrated By

(Mr.Jirawut Sakarn)
Field Environmental Scientist (3)

Approved By

(Mr.Sarayuth Jittranont)
Assistant General Manager

MULTIPOINT CALIBRATION REPORT

Calibration Date	4-Jan-25	Equipment Name	SO2 Analyzer
Manufacturer	Teledyne API	Model	N100
Serial No.	115	Equipment ID	RYG_FS0733
Calibrator Manufacturer	Teledyne API	Model	700
Serial No.	947		
Std. Gas Concentration (PPM)	56.3	Cylinder No.	GN0027222
Cylinder Pressure (psi)	1800	Certified By	Airgas Inc.
Certified Date	9-Feb-22	Expired Date	9-Feb-30

Point	CALIBRATION RESULTS			
	Ideal	Autual	Error	%Error
ZERO	0.00	0.10	0.10	0.10
1	100.00	98.30	-1.70	-1.70
2	200.00	198.50	-1.50	-0.75
3	300.00	298.50	-1.50	-0.50
4	400.00	398.10	-1.90	-0.47
AVERAGE (%)				-0.66

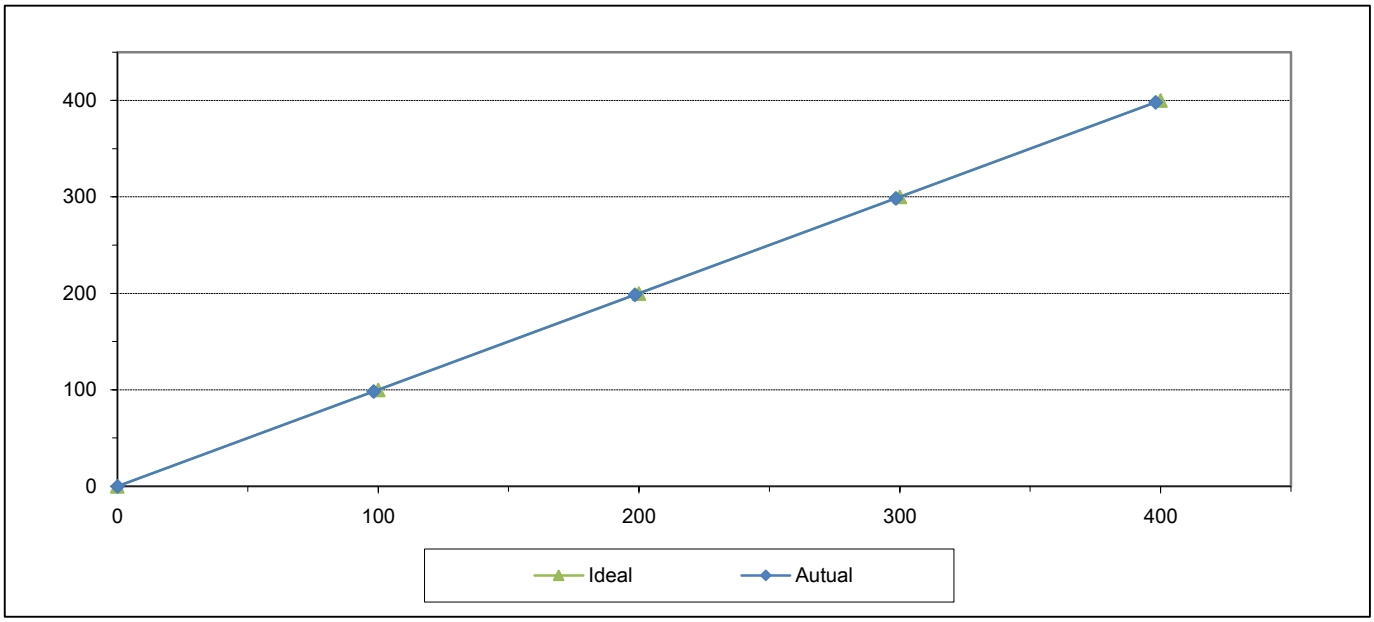

Calibrated By

(Mr.Jirawut Sakarn)
Field Environmental Scientist (3)

Approved By

(Mr.Sarayuth Jittranont)
Assistant General Manager

JIRANATEE ASSOCIATES CO.,LTD.

Jiranatee Associates Co.,Ltd
63/14-15, 67/35-36
Petchkasem 7,7/1, Rd. Watthapra, Bangkokyai,
Bangkok 10600 (Thailand)
Tel: +6608680812
Mobile: +66863999453
E-mail: jnac-calibration@jiranatee.com
Web site: www.jiranatee.com

Accredited calibration laboratory
ISO/IEC 17025:2017
NSC-TISI-TIS 17025
CALIBRATION 0367

Air speed measurement laboratory
Calibration services department.

NSC – TISI – TIS 17025
CALIBRATION 0367

Certificate Number
CWS-036-67

CERTIFICATE OF CALIBRATION

MEASUREMENT ITEM : Cup anemometer
MANUFACTURER : Novalynx
MODEL/TYPE : Sensor: WS-02F
Data logger: 110-WS-25DL-D
SERIAL NUMBER : Sensor: WSD-A5789
Data logger: A5789
ID NUMBER : RYG_FS0531
CONDITION AS-RECEIVED : Used item
CUSTOMER : ALS laboratory group (Thailand) Co., Ltd.
104 Phatthanakan 40, Phatthanakan Rd, Khwaeng Suan Luang, Khet Suan Luang, Bangkok 10250 Thailand.

RECEIVED DATE : 08 Aug 2024
MEASUREMENT DATE : 28 Aug 2024
ISSUE DATE : 28 Aug 2024

ENVIRONMENTAL CONDITIONS:
Ambient condition in the laboratory are as follow:

Temperature	: 23.0 ± 3.0	°C
Relative Humidity	: 55.0 ± 15.0	%RH
Atmospheric Pressure	: 1010± 10	hPa

PLACE OF CALIBRATION : Eiffel-type wind tunnel of Jiranatee Associates Co., Ltd.

CALIBRATION CONDITIONS

: Wind tunnel cross-section area[1]	900	cm^2
Wind direction frontal area[2]	100	cm^2
Diameter of mounting pipe[3]	-	mm
Blockage ratio of test object[4]	0.111	[-]

Preconditioning : 24 hours at ambient conditions.
Measurement Condition : The average values during measurement are (23.9) °C, (43.2) %RH and (1003.9) hPa.

Calibration procedure:
The Cup anemometer was calibrated against Standard air velocity transducer model: 8455-12 and pitot tube with precision differential pressure meter model: DPM2500 in an close test-section of Eiffel-type wind tunnel with 900 cm^2 cross test section area. The WI-CL-007 based on IEC 61400-12-1, Wind energy generation systems – Part 12-1: Power performance measurements of electricity producing wind turbines, March 2017 was used as a calibration guideline.

Traceability:
This certificate provides a traceability of The measurement to recognized the national standards, and to realization of the international system of units (SI) through the NIMT (National Metrology Institute of Thailand) via Certificate number: MW-0007-24 and MW-0055-23

Uncertainty of Measurement:
The reported uncertainty of measurement is based on the standard uncertainty multiplied by a coverage factor k=2, Which for a normal distribution corresponds to a coverage probability of approximately 95%. The standard uncertainty has been determined in accordance with the GUM 'Evaluation of measurement data - Guide to the expression of uncertainty in measurement'

REVIEW BY Marakorn P.
APPROVED BY
NEXT CAL. DATE 28/2/26

TABULATION OF RESULTS:
The table on next page give the measured values.

Calibrated by:
☑ Mr. Sorawit Thachalad
☐ Miss Jittraporn Lertsomphol

JNAC JIRANATEE ASSOCIATES CO.,LTD.

Approved signatory: .....
Mr. Parinya Booncharoen
Calibration Department Manager

Remark:
[1] Nozzle cross-section area of the wind tunnel
[2] Projected cross-section area of the tested object include mounting pipe
[3] Diameter of mounting pipe
[4] Ratio [2] to [1]

THIS CERTIFICATE OF CALIBRATION MAY NOT BE REPRODUCED EXCEPT IN FULL UNLESS PERMISSION FOR REPRODUCTION HAS BEEN OBTAINED IN WRITING FROM THE LABORATORY

Certificate Number
CWS-036-67

MEASUREMENT RESULTS [5]

The Cup anemometer, Unit Under Calibration (UUC) was exercise at 10 m/s for 5 minutes prior to calibration being performed. The standard air velocity 0.5 m/s to 5 m/s was calculated by a standard air velocity transducer which was installed 50 mm away from wind tunnel nozzle and installed 40 mm away from top of the test section and the standard air velocity 5 m/s to 30 m/s was calculated by a pitot tube with precision differential pressure meter which was installed 50 mm away from wind tunnel nozzle and installed 40 mm away from top of the test section, UUC was mounted on a round vertical tube of the lower plate at center of test section. The calibration was carried out under both rising and falling air velocity in the range of 1 m/s to 16 m/s at calibration interval of 1 m/s. The results of calibration and associated measurement uncertainties are reported in the table below.

v_{std} [6] (m/s)	Temp. wind tunnel (°C)	Temp. room (°C)	v_{uuc} [7] (m/s)	Error (m/s)	*U (k=2)* (m/s)
1.027	24.10	23.90	0.9	-0.1	0.31
2.054	23.72	23.90	1.9	-0.2	0.31
2.991	24.02	23.90	2.9	-0.1	0.31
4.083	24.04	23.90	3.9	-0.2	0.31
4.98	23.70	23.90	5.0	0.0	0.31
6.02	23.60	23.90	6.0	0.0	0.31
7.03	23.70	23.90	7.1	0.1	0.31
7.98	23.58	23.90	8.1	0.1	0.31
8.99	23.70	23.90	9.1	0.1	0.31
9.97	23.50	23.90	10.1	0.1	0.31
10.96	23.78	23.90	11.2	0.2	0.31
12.03	23.50	23.90	12.2	0.2	0.31
12.97	23.80	23.90	13.3	0.3	0.31
14.03	23.56	23.90	14.3	0.3	0.31
15.03	23.80	23.90	15.3	0.3	0.31
16.02	23.70	23.90	16.3	0.3	0.31

Remark:

[5] Calibration results only count for the tested circumstances and environmental conditions during which calibration took place

[6] Velocity of standard

[7] Velocity of Unit Under Calibration

PHOTO OF CALIBRATION SET-UP



Calibration set-up of the Cup anemometer calibration in the wind tunnel of Jiranatee Associates Co., Ltd. The Cup anemometer shown may differ from the calibrated one. Remark: The proportion of the set- up is not true to scale due to imaging geometry.

End of Certificate of Calibration

JIRANATEE ASSOCIATES CO.,LTD

Jiranatee Associates Co., Ltd.

JIRANATEE ASSOCIATES CO.,LTD.

Jiranatee Associates Co.,Ltd
63/14-15, 67/35-36
Petchkasem 7,7/1, Rd. Watthapra, Bangkokyai,
Bangkok 10600 (Thailand)
Tel: +6608680812
Mobile: +66863999453
E-mail: jnac-calibration@jiranatee.com
Web site: www.jiranatee.com

Accredited calibration laboratory
ISO/IEC 17025:2017
NSC-TISI-TIS 17025
CALIBRATION 0367

Wind direction measurement laboratory
Calibration services department.

NSC – TISI – TIS 17025
CALIBRATION 0367

Certificate Number
CWD-036-67

CERTIFICATE OF CALIBRATION

MEASUREMENT ITEM : Wind Direction Sensor
MANUFACTURER : Novalynx
MODEL/TYPE : Sensor: WS-02F
Data logger: 110-WS-25DL-D
SERIAL NUMBER : Sensor: WSD-A5789
Data logger: A5789
ID NUMBER : RYG_FS0531
CONDITION AS-RECEIVED : Used item
CUSTOMER : ALS laboratory group (Thailand) Co., Ltd.
104 Phatthanakan 40, Phatthanakan Rd, Khwaeng Suan Luang,
Khet Suan Luang, Bangkok 10250 Thailand.

RECEIVED DATE : 08 Aug 2024
MEASUREMENT DATE : 28 Aug 2024
ISSUE DATE : 28 Aug 2024

Calibration procedure:
The wind direction sensor was calibrated against Standard Rotary Encoder model: AX4009TS-DM04-P3-S-U0 in an close test-section of Eiffel-type wind tunnel with 900 cm² cross test section area. The WI-CL-008 based on IEC 61400-12-1, Wind energy generation systems – Part 12-1: Power performance measurements of electricity producing wind turbines, March 2017 was used as a calibration guideline.

Traceability:
This certificate provides a traceability of The measurement to recognized the national standards, and to realization of the international system of units (SI) through the NIMT (National Metrology Institute of Thailand) via Certificate number: DA-0036-23.

Uncertainty of Measurement:
The reported uncertainty of measurement is based on the standard uncertainty multiplied by a coverage factor k=2, Which for a normal distribution corresponds to a coverage probability of approximately 95%. The standard uncertainty has been determined in accordance with the GUM 'Evaluation of measurement data - Guide to the expression of uncertainty in measurement'

ENVIRONMENTAL CONDITIONS:
Ambient condition in the laboratory are as follow:

Temperature	: 23.0 ± 3.0	°C
Relative Humidity	: 55.0 ± 15.0	%RH
Atmospheric Pressure	: 1010± 10	hPa

PLACE OF CALIBRATION : Eiffel-type wind tunnel of Jiranatee Associates Co., Ltd.

CALIBRATION CONDITION

: Wind tunnel cross-section area[1]	900	cm^2
Wind direction frontal area[2]	129	cm^2
Diameter of mounting pipe[3]	-	mm
Blockage ratio of test object[4]	0.143	[-]

Preconditioning : 24 hours at ambient conditions.
Measurement Condition : The average values during measurement are (23.8)°C, (40.0) %RH and (1003.8) hPa.

TABULATION OF RESULTS:
The table on next page give the measured values.

Calibrated by:
☑ Mr. Sorawit Thachalad
☐ Miss Jittraporn Lertsomphol

JIRANATEE ASSOCIATES CO.,LTD.

Approved signatory: .....
Mr. Parinya Booncharoen
Calibration Department Manager

Remark:
[1] Nozzle cross-section area of the wind tunnel
[2] Projected cross-section area of the tested object include mounting pipe
[3] Diameter of mounting pipe
[4] Ratio [2] to [1]

THIS CERTIFICATE OF CALIBRATION MAY NOT BE REPRODUCED EXCEPT IN FULL UNLESS PERMISSION FOR REPRODUCTION HAS BEEN OBTAINED IN WRITING FROM THE LABORATORY

Certificate Number
CWD-036-67

MEASUREMENT RESULTS [5]

The wind direction sensor was calibrated against standard rotary encoder by comparison method. During calibration, the measurement was carried out at 45° intervals in clockwise and counterclockwise directions after offset adjustment has been made. The flow speed of wind tunnel (usually 5 m/s) is kept constant while the sensor is rotated around its vertical axis. The results of calibration and associated measurement uncertainties are reported in the table below.

Air speed	D^{6}_{std}	D^{7}_{uuc}	Error	*U (k=2)*
m/s	Degree (°)	Degree (°)	Degree (°)	Degree (°)
5.02	0.000	0	0	0.80
	45.000	42	-3	0.80
	90.000	87	-3	0.80
	135.000	133	-2	0.80
	180.000	180	0	0.80
	225.000	227	2	0.80
	270.000	273	3	0.80
	315.000	318	3	0.80

Remark:

[5] Calibration results only count for the tested circumstances and environmental conditions during which calibration took place

[6] Direction of standard

[7] Direction of Unit Under Calibration

End of Certificate of Calibration

JIRANATEE ASSOCIATES CO., LTD.

Jiranatee Associates Co., Ltd.

JIRANATEE ASSOCIATES CO.,LTD.

Jiranatee Associates Co.,Ltd
63/14-15, 67/35-36
Petchkasem 7,7/1, Rd.Watthapra, Bangkokyai,
Bangkok 10600(Thailand)
Tel: +6608680812
Mobile: +66863999453
E-mail: jnac-calibration@jiranatee.com
Web site: www.jiranatee.com

Accredited calibration laboratory
ISO/IEC 17025:2017
NSC-TISI-TIS 17025
CALIBRATION 0367

Temperature measurement laboratory
Calibration services department.

NSC – TISI – TIS 17025
CALIBRATION 0367

CERTIFICATE OF CALIBRATION

Certificate No. : **CDT-163-67**

MEASUREMENT ITEM	: Data Logger with Temperature sensor
MANUFACTURER	: Novalynx
MODEL/TYPE	: 110-WS-25DL-D
SERIAL NUMBER	: A5789
ID NUMBER	: RYG_FS0531
CONDITION AS-RECEIVED	: Used item
CUSTOMER	: ALS laboratory group (thailand) Co., Ltd. 104 Phatthanakan 40, Phatthanakan Rd., Khwaeng Suan Luang, Khet Suan Luang, Bangkok 10250 Thailand.
RECEIVED DATE	: 08 Aug 2024
MEASUREMENT DATE	: 28 Aug 2024
ISSUE DATE	: 28 Aug 2024

ENVIRONMENTAL CONDITIONS:
Ambient condition in the laboratory are as follow:

Temperature	: 23.0 ± 3.0	°C
Relative Humidity	: 55.0 ± 15.0	%RH

NOTED: *The certificate is valid only to the item calibrated on date and place of calibration.*

TABULATION OF RESULTS:
The table on next page give the measured values.

Calibration procedure:
The temperature calibration was done by In-House calibration method as WI-CL-001 according to comparison method with standard digital temperature indicator and standard temperature probe. The temperature scale use was based on ITS-90.

Traceability:
The measurement results are traceable to the international system of units (SI) through National Institute of Metrology Thailand (NIMT) Certificate number: TT-0047-24, Certificate number: ER-0101-23

Reference Used During Calibration:
1. Standard Temperature Probe
Model: STS-100 A500, Serial No.: 667682-09,
Due date: 26 Mar 2025
2. Digital Temperature Indicator
Model: DTI-1000-A MK II, Serial No.: 671407-00591 Due date: 14 Sep 2024

Uncertainty of Measurement:
The reported uncertainty of measurement is based on the standard uncertainty multiplied by a coverage factor k=2, Which for a normal distribution corresponds to a coverage probability of approximately 95%. The standard uncertainty has been determined in accordance with the GUM 'Evaluation of measurement data - Guide to the expression of uncertainty in measurement'

Calibrated by:
☐ Mr. Sorawit Thachalad
☑ Miss Jittraporn Lertsomphol
☐ Miss Ruangrumpai Phoommit

JNAC JIRANATEE ASSOCIATES CO.,LTD.

Approved signatory: .....
Mr. Parinya Booncharoen
Calibration Department Manager

Jiranatee Associates Co., Ltd.

THIS CERTIFICATE MAY NOT BE REPRODUCED EXCEPT IN FULL UNLESS PERMISSION FOR REPRODUCTION HAS BEEN OBTAINED IN WRITING FROM THE LABORATORY

JIRANATEE ASSOCIATES CO.,LTD.

Result of Calibration: ☑ Without Adjustment ☐ With Adjustment

Calibration Range: 20 °C to 40 °C

Function:

Table 3: This equipment was connected with temperature sensor Model: HMP60 S/N: T0210901. Dimension: Diameter 12 mm. Length 80 mm.

Immersion Depth (mm)	Standard Reading (°C)	UUC Reading (°C)	Error (°C)	Uncertainty (°C)
80	20.049	19.6	-0.4	0.099
80	25.053	24.6	-0.5	0.099
80	30.044	29.7	-0.3	0.099
80	35.027	34.5	-0.5	0.099
80	40.019	39.5	-0.5	0.099

UUC*: Unit Under Calibration

*****End of Certificate of Calibration*****

JIRANATEE ASSOCIATES CO.,LTD

Jiranatee Associates Co., Ltd.

JIRANATEE ASSOCIATES CO.,LTD.

Jiranatee Associates Co.,Ltd
63/14-15, 67/35-36
Petchkasem 7,7/1, Rd.Watthapra, Bangkokyai,
Bangkok 10600(Thailand)
Tel: +6608680812
Mobile: +66863999453
E-mail: jnac-calibration@jiranatee.com
Web site: www.jiranatee.com

Accredited calibration laboratory
ISO/IEC 17025:2017
NSC-TISI-TIS 17025
CALIBRATION 0367

Relative humidity and Air Temperature measurement laboratory
Calibration services department.

CERTIFICATE OF CALIBRATION

Certificate No. : **CRT-033-67**

MEASUREMENT ITEM	: Relative humidity with data logger
MANUFACTURER	: Novalynx
MODEL/TYPE	: Data Logger: 110-WS-25DL-D Sensor: HMP60
SERIAL NUMBER	: Data Logger: A5789 Sensor: T0210901
ID NUMBER	: RYG_FS0531
CONDITION AS-RECEIVED	: Used item
CUSTOMER	: ALS laboratory group (Thailand) Co., Ltd. 104 Phatthanakan 40, Phatthanakan Rd, Khwaeng Suan Luang, Khet Suan Luang, Bangkok 10250 Thailand.
RECEIVED DATE	: 08 Aug 2024
MEASUREMENT DATE	: 28 Aug 2024
ISSUE DATE	: 28 Aug 2024

Calibration procedure:
The Relative humidity and Air Temperature calibration was done by In-House calibration method as WI-CL-009 and WI-CL-010 according to comparison method with Standard Chilled Mirror hygrometer with Temperature sensor and standard Humidity generator chamber.

Traceability:
The measurements are traceable to the international system of units (SI) through National Institute of Metrology Thailand (NIMT). Certificate number: TH-0079-23 and through Jiranatee Associates Co., Ltd. Certificate number: CDT-001-67.

Uncertainty of Measurement:
The reported uncertainty of measurement is based on the standard uncertainty multiplied by a coverage factor k=2, Which for a normal distribution corresponds to a coverage probability of approximately 95%. The standard uncertainty has been determined in accordance with the GUM 'Evaluation of measurement data - Guide to the expression of uncertainty in measurement'

ENVIRONMENTAL CONDITIONS:
Ambient condition in the laboratory are as follow:

Temperature	: 23.0 ± 3.0	°C
Relative Humidity	: 55.0 ± 15.0	%RH

NOTED: *The certificate is valid only to the item calibrated on date and place of calibration.*

TABULATION OF RESULTS:
The table on next page give the measured values.

Jiranatee Associates Co., Ltd.

Calibrated by:

- ☐ Mr. Sorawit Thachalad
- ☑ Miss Jittraporn Lertsomphol
- ☐ Miss Ruangrumpai Phoommit

JNAC JIRANATEE ASSOCIATES CO.,LTD.

Approved signatory: .....

Mr. Parinya Booncharoen
Calibration Department Manager

THIS CERTIFICATE REPORT MAY NOT BE REPRODUCED EXCEPT IN FULL UNLESS PERMISSION FOR REPRODUCTION HAS BEEN OBTAINED IN WRITING FROM THE LABORATORY

JIRANATEE ASSOCIATES CO.,LTD.

Measurement Results:

The results of calibration and associated measurement uncertainties are reported in the table below.

Result of Calibration: ☑ Without Adjustment ☐ With Adjustment

Table 1: The results of calibration of relative humidity at 30 °C are reported in table below.
Calibration Range: 20%RH to 80%RH

Air Temperature (°C)	Standard Reading (%RH)	UUC Reading (%RH)	Error (%RH)	Uncertainty ±(%RH)
29.82	19.61	17.9	-1.7	0.83
29.88	50.70	47.5	-3.2	1.3
29.86	82.37	77.6	-4.8	2.3

UUC*: Unit Under Calibration

End of Certificate of Calibration

JIRANATEE ASSOCIATES CO.,LTD.

Jiranatee Associates Co., Ltd.

INNOVATIVE INSTRUMENT CALIBRATION LAB
INNOVATIVE INSTRUMENT CO., LTD. HEAD OFFICE
7/139 MOO 13, SOI SUNTINAKORN 11 TAMBON BANG KAEO,
AMPHOE BANG PHLI SAMUT PRAKAN PROVINCE 10540 THAILAND
TEL: (66)0-2116-5860-1 FAX: (66)0-2116-7140

Certificate of Calibration

Customer

Name : ALS Laboratory Group Thailand Co., Ltd.

Address : 104 Soi Phatthanakan 40, Phatthanakan Road, Suan Luang, Bangkok 10250

Certificate No : 25-ACT-010

Request No : Req-2025-0091

Unit Under Calibration Details

Measurement item : Acoustic Calibrator

Manufacturer : RION

Model : NC-74

Serial Number : 34178121

ID : RYG_FS0213

Class : 1

Range : 94 dB / 1000 Hz

Instrument Status : Used

REVIEW BY .....

APPROVED BY.....

NEXT CAL DATE.....16/01/26

Calibration Environment and Details

Temperature : (23 ±2 ˚C)

Humidity : (50 ± 20 %RH)

Barometric Pressure : (1013 ±10.0 hPa)

Received Date : 15 January 2025

Calibration Date : 16 January 2025

Location of Calibration : LAB 1 Acoustic

Calibration Procedure : In-house method CP-ACT-02 based on IEC 60942:2017 Electroacoustics - Sound calibrators

Reference Standard	Model	Serial Number	Traceable	Due Calibration
Sound Calibrator	SV 35A	58079	EEI	12 June 2025
THD Multimeter	2015	1047765	NIMT	16 January 2025

Traceability : This certificate providoes traceability of measurement to recognized national standard, and to the realization of the international System of Units (SI).

Note

The reported uncertainty is based on standard uncertainty multiplied by the Coverage Factor k =2, providing a level of confidence approximately 95 %.

Calibrated By :

Mr. Noppadon Luangart

Service Calibration Engineer

Approved By :

Mr. Pacit Mathavorn

Calibration Engineer Supervisor

Issue Date : 16 January 2025

The results related only to the item calibrated. The certificate shall not be reproduced except in full, without written approval of the Innovative Instrument Co., Ltd.

INNOVATIVE INSTRUMENT CALIBRATION LAB
INNOVATIVE INSTRUMENT CO., LTD. HEAD OFFICE
7/139 MOO 13, SOI SUNTINAKORN 11 TAMBON BANG KAEO,
AMPHOE BANG PHLI SAMUT PRAKAN PROVINCE 10540 THAILAND
TEL: (66)0-2116-5860-1 FAX: (66)0-2116-7140

Certificate No : 25-ACT-010

Request No : Req-2025-0091

Sound pressure level **Calibration Results :** Without Adjustment

Calibration Range (dB)	Without Adjustment (dB)		Adjustment (dB)		Uncertainty (± dB)	Acceptance limit Class 1 (± dB)	Result
	Measured	Deviated value	Measured	Deviated value			
94 dB / 1000 Hz	94.11	0.11	-	-	0.13	0.25	Pass

Frequency of Sound pressure level

Calibration Range (Hz)	Without Adjustment		Adjustment		Uncertainty (± %)	Acceptance limit Class 1 (± %)	Result
	Measured (Hz)	Deviated	Measured (Hz)	Deviated			
94 dB / 1000 Hz	1000.00	0.00	-	-	0.01	0.70	Pass

Total Harmonic Distortion plus Noise of Sound pressure level (THD+N %)

Calibration Range (Hz)	Without Adjustment	Adjustment	Uncertainty (± %)	Acceptance limit Class 1 (± %)	Result
	Measured (%)	Measured (%)			
94 dB / 1000 Hz	1.21	-	0.40	2.5	Pass

Note :

Function	Maximum-permitted Uncertainty of measurement
Sound pressure level	0.15 dB
Frequency	0.20%
Total distortion+noise	0.50%

- Acceptance limit was IEC60942:2017 Class 1

- The calibration results exclude the calibrator pressure correction

- The calibration results exclude the microphone volume correction

The results related only to the item calibrated. The certificate shall not be reproduced except in full, without written approval of the Innovative Instrument Co., Ltd.

INNOVATIVE INSTRUMENT CALIBRATION LAB
INNOVATIVE INSTRUMENT CO., LTD. HEAD OFFICE
7/139 MOO 13, SOI SUNTINAKORN 11 TAMBON BANG KAEO,
AMPHOE BANG PHLI SAMUT PRAKAN PROVINCE 10540 THAILAND
TEL: (66)0-2116-5860-1 FAX: (66)0-2116-7140

Certificate No : 25-ACT-010

Request No : Req-2025-0091

Decision Rule for Statements of Conformity

The standard decision rule employed for the statements of conformity to each calibration result will be applied using ILAC-G8:09/2019; Guidelines on the Reporting of Compliance with Specification as following Fig. and statements

Pass = The measurement result plus the expanded uncertainty with a 95% coverage probability were within the limit.

Pass[1] = The measurement result was within the limit. However, a portion of the expanded uncertainty of measurement at 95% exceeds the limit.

Fail[1] = The measurement result was out of the limit. However, a portion of the expanded uncertainty of measurement at 95% is within the limit.

Fail = The measurement result plus the expanded uncertainty with a 95% coverage probability were outside the limit.

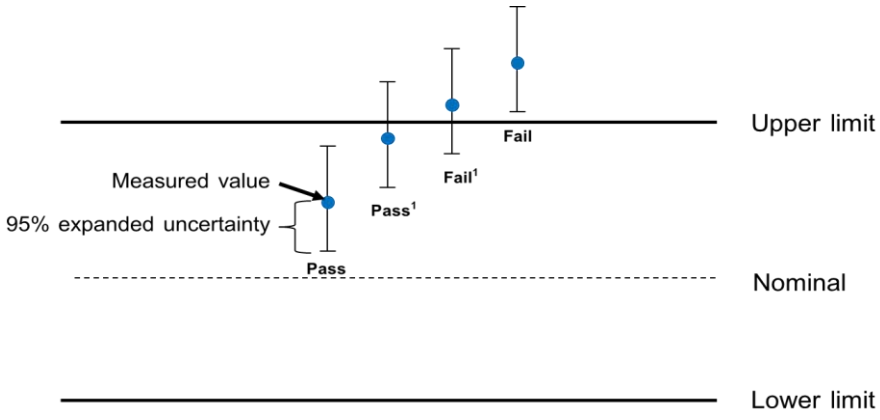

End of Calibration

The results related only to the item calibrated. The certificate shall not be reproduced except in full, without written approval of the Innovative Instrument Co., Ltd.

SITHIPORN ASSOCIATES CO., LTD.
CALIBRATION LABORATORY

451-451/1 Sirinthorn Road, Bangbumru, Bangplud, Bangkok, 10700 Thailand
Tel. +66 2433 8331 Email : calibration@sithiphorn.com

NSC-TISI-TIS 17025
CALIBRATION 0394

Cert. No. : ACL25079
Pages : 1 of 8

Calibration Certificate

Equipment :	SOUND LEVEL METER
Manufacturer :	RION
Model :	NL-42A/ Microphone UC-52 / Preamplifier NH-24
Serial No.:	00623394 / 198641 / 26422
ID No.:	RYG_FS0619

Condition As Found : GOOD

Customer : ALS LABORATORY GROUP (THAILAND) CO., LTD.
104 PHATTHANAKAN 40, PHATTHANAKAN ROAD,
KHWAENG PHATTHANAKAN, KHET SUAN LUANG,
BANGKOK, 10250 THAILAND.

Location :	-	
Ambient Temperature :	(23.0 ±3)	°C
Pressure :	(101.3 ±3)	kPa
Relative Humidity :	(50.0 ±20)	%

Received Date :	07 JANUARY 2025
Calibration Date :	21 - 23 JANUARY 2025
Date of Issue :	24 JANUARY 2025

REVIEW BY .....

APPROVED BY.....

NEXT CAL DATE 21/ 01/ 2026.....

Calibrated by : Nathakorn Pisutpaisan

Approved by :

(Thanakul Petchurai)

This certificate is issued in accordance with the requirements of ISO/IEC 17025 standard, may not be reproduced other than in full, except with the prior written approval of the head of Calibration Laboratory.

Cert. No. : ACL25079
Job No. : VC68AC0059
Pages : 2 of 8

Calibration Procedure : CP-AC-01

Calibration Method :

This equipment was calibrated by follow on IEC-61672-3 (2013) Standard for sound level meter (SLM).

The SLM had tests to Acoustical and Electrical signal tests of frequency weighting with Anechoic chamber and Reference Standard Instruments.

For tests results of each items were made by observation of each Instruments display and also with SLM's display.

Condition of this result of calibration :

1. Reference Standard Instruments :

Instrument	Model	Serial No.	Cert. No.	Due Date
Waveform Generator	33210A	MY48017076	EF-0009-24	05-FEB-25
Waveform Generator	33511B	MY52302742	EF-0007-24	05-FEB-25
Digital Multimeter	33461A	MY53220104	EEL.BP 21/0267	13-FEB-25
Digital Multimeter	33461A	MY53220076	EEL.BP 20/0267	15-FEB-25
Digital Multimeter	34461A	MY60024273	EEL.BP 22/0267	15-FEB-25
Programmable Attenuator	MAT-1070	62100114	EF-0008-24	05-FEB-25
Condenser Microphone	4180	2977900	AA-1001-24	12-FEB-25
Measuring Amplifier	NA-42KAI	34560495	AA-3001-24	05-FEB-25

2. This result of calibration was found accurate as shown on date and place of calibration for this calibrated item only.
3. This certificate is traceable to the international system of unit maintained at :
   - 3.1 National Institute of Metrology (Thailand).
   - 3.2 Thailand Institute of Scientific and Technological Research (TISTR).

Cert. No. : ACL25079
Job No. : VC68AC0059
Pages : 3 of 8

Summary of Measurement Result :

Parameter	Uncertainty (dB)	Maximum-permitted uncertainty of measurement (dB)
1. Absolute sensitivity	0.2	N/A
2. Self-generated noise	0.2	N/A
3. Acoustical signal tests of frequency weightings		
125 Hz	0.3	0.6
1000 Hz	0.3	0.6
8000 Hz	0.3	0.7
4. Electrical signal tests of frequency weightings		
For 10 Hz to 4 kHz	0.3	0.6
For > 4 kHz to 10 kHz	0.3	0.7
For > 10 kHz to 20 kHz	0.3	1.0
5. Frequency and time weightings at 1 kHz	0.2	0.2
6. Long - term stability	0.1	0.1
7. Level linearity on the reference level range	0.2	0.3
8. Level linearity including the level range control	0.2	0.3
9. Tone burst response	0.2	0.3
10. Peak C sound level	0.2	0.35
11. Overload indication	0.2	0.25
12. High level stability	0.1	0.1

Cert. No. : **ACL25079**
Job No. : **VC68AC0059**
Page : **4 of 8**

Result of calibration :

1. Absolute sensitivity

Reference Acoustic Signal (dB)	Measured Value (dB)	Deviation (dB)	Acceptance Limit (dB)
93.9 (93.94)	93.9	0.0	±0.3

2. Self-generated noise

2.1 Normal test

Measured Value (dB)
14.6

2.2 The microphone of the sound level meter was replaced by electrical signal input device.

Frequency Weighting	Weighting (dB)
A - weight	12.6
C - weight	19.1
Flat	24.5

3. Acoustical signal tests of frequency weightings

Meter free-field acoustic response at a level of 84 dB

Frequency (Hz)	Deviation from various frequency weighting response curve (dB)			
	Flat	C-weight	A-weight	Acceptance Limits
125	0.4	0.4	0.4	± 1.5
1000	0.1	0.1	0.1	± 1.0
8000	0.1	0.1	0.1	±5.0

Cert. No. : ACL25079
Job No. : VC68AC0059
Pages : 5 of 8

4. Electrical signal tests of frequency weightings

Weighting network response with relative to 1 kHz.

Frequency (Hz)	Deviation from various frequency weighting response curve (dB)			
	Flat	C-weight	A-weight	Acceptance Limits
63	0.0	-0.1	0.0	±2.0
125	0.0	0.0	0.0	±1.5
250	0.0	0.0	0.0	±1.5
500	0.0	0.0	0.0	±1.5
1000	0.0	0.0	0.0	±1.0
2000	0.0	0.0	0.0	±2.0
4000	0.0	0.0	0.0	±3.0
8000	0.0	0.1	0.1	±5.0

5. Frequency and time weightings at 1 kHz

5.1 Frequency weightings at 1 kHz

Frequency Weighting	Anticipated Value (dB)	Measured Value (dB)	Deviated Value (dB)	Acceptance Limits (dB)
A - weight	94.0	94.0	0.0	± 0.2
C - weight	94.0	94.0	0.0	± 0.2
Flat	94.0	94.0	0.0	± 0.2

5.2 Time weighting at 1 kHz

Frequency Weighting	Anticipated Value (dB)	Measured Value (dB)	Deviated Value (dB)	Acceptance Limits (dB)
Fast	94.0	94.0	0.0	± 0.1
Slow	94.0	94.0	0.0	± 0.1
Leq	94.0	94.0	0.0	± 0.1

6. Long - term stability

Frequency Weighting	SLM Display at initial (dB)	SLM Display at final (dB)	Deviated Value (dB)	Acceptance Limits (dB)
A - weight	94.0	94.0	0.0	± 0.3

Cert. No. : ACL25079
Job No. : VC68AC0059
Pages : 6 of 8

7. Level linearity on the reference level range

Anticipated Value (dB)	Measured Value (dB)	Deviated Value (dB)	Acceptance Limits (dB)
137.0	137.0	0.0	± 1.1
136.0	136.0	0.0	± 1.1
135.0	135.0	0.0	± 1.1
134.0	134.0	0.0	± 1.1
133.0	133.0	0.0	± 1.1
132.0	132.0	0.0	± 1.1
131.0	131.0	0.0	± 1.1
129.0	129.0	0.0	± 1.1
124.0	124.0	0.0	± 1.1
119.0	119.0	0.0	± 1.1
114.0	114.0	0.0	± 1.1
109.0	109.0	0.0	± 1.1
104.0	104.0	0.0	± 1.1
99.0	99.0	0.0	± 1.1
94.0	94.0	0.0	± 1.1
89.0	89.0	0.0	± 1.1
84.0	84.0	0.0	± 1.1
79.0	79.0	0.0	± 1.1
74.0	74.0	0.0	± 1.1
69.0	69.0	0.0	± 1.1
64.0	64.0	0.0	± 1.1
59.0	59.0	0.0	± 1.1
54.0	54.0	0.0	± 1.1
49.0	49.0	0.0	± 1.1
44.0	44.0	0.0	± 1.1
39.0	39.0	0.0	± 1.1
34.0	34.1	0.1	± 1.1
30.0	30.1	0.1	± 1.1
29.0	29.1	0.1	± 1.1
28.0	28.1	0.1	± 1.1
27.0	27.1	0.1	± 1.1
26.0	26.1	0.1	± 1.1
25.0	25.1	0.1	± 1.1

Cert. No. : ACL25079
Job No. : VC68AC0059
Pages : 7 of 8

8. Level linearity including the level range control

Range	Anticipated Value (dB)	Measured Value (dB)	Deviated Value (dB)	Acceptance Limits (dB)
130	94.0	94.0	0.0	±1.1

Range	Anticipated Value (dB)	Measured Value (dB)	Deviated Value (dB)	Acceptance Limits (dB)
130	29.0	28.9	-0.1	±1.1

9. Tone burst response

Time Weighting	Tone burst duration, Tb (ms)	Cycle	Anticipated Value (dB)	Measured Value (dB)	Deviated Value (dB)	Acceptance Limits (dB)
Fast	0.25	1	108.0	107.9	-0.1	1.5 ; -5.0
	2	8	117.0	117.0	0.0	1.0 ; -2.5
	200	800	134.0	134.0	0.0	±1.0
Slow	2	8	108.0	108.0	0.0	1.5 ; -5.0
	200	800	127.6	127.6	0.0	±1.0
SEL	0.25	1	99.0	98.9	-0.1	1.5 ; -5.0
	2	8	108.0	108.0	0.0	1.0 ; -2.5
	200	800	128.0	128.0	0.0	±1.0

Cert. No. : ACL25079
Job No. : VC68AC0059
Pages : 8 of 8

10. Peak C sound level

Number of cycle in test signal	Anticipated Value (dB)	Measured Value, Lcpeak (dB)	Deviated Value (dB)	Acceptance Limits (dB)
Continuous	130.0	130.0	0.0	±3.0
One	133.4	133.3	-0.1	±3.0

Number of cycle in test signal	Anticipated Value (dB)	Measured Value (dB)	Deviated Value (dB)	Acceptance Limits (dB)
Continuous	133.0	132.9	-0.1	±2.0
Positive half cycle	135.4	135.1	-0.3	±2.0
Negative half cycle	135.4	135.1	-0.3	±2.0

11. Overload indication

Measured value (dB)		Deviated Value (dB)	Acceptance Limits (dB)
Positive one-half cycle	Negative one-half cycle		
89.5	89.6	0.1	±1.5

12. High level stability

Frequency Weighting	SLM Display at initial (dB)	SLM Display at final (dB)	Deviated Value (dB)	Acceptance Limits (dB)
A - weight	137.0	137.0	0.0	±0.3

The reported uncertainty is based on a standard uncertainty multiplied by coverage factor $k = 2$ or any value following calculation,providing a lavel of confidence of approximately 95 %

End of Calibration Certificate

SITHIPORN ASSOCIATES CO., LTD.
CALIBRATION LABORATORY

451-451/1 Sirinthorn Road, Bangbumru, Bangplud, Bangkok, 10700 Thailand
Tel. +66 2433 8331 Email : calibration@sithiphorn.com

SITHIPORN associates

NSC-TISI-TIS 17025
CALIBRATION 0394

Cert. No. : ACL25112
Pages : 1 of 8

Calibration Certificate

Equipment :	SOUND LEVEL METER
Manufacturer :	RION
Model :	NL-42A / Microphone UC-52 / Preamplifier NH-24
Serial No.:	00623396 / 198643 / 26424
ID No.:	RYG_FS0621

Condition As Found : GOOD

Customer : ALS LABORATORY GROUP (THAILAND) CO., LTD.
104 PHATTHANAKAN 40, PHATTHANAKAN ROAD,
KHWAENG PHATTHANAKAN, KHET SUAN LUANG,
BANGKOK, 10250 THAILAND.

Location :	-	
Ambient Temperature :	(23.0 ± 3)	°C
Pressure :	(101.3 ± 3)	kPa
Relative Humidity :	(50.0 ± 20)	%

Received Date :	14 JANUARY 2025
Calibration Date :	27-29 JANUARY 2025
Date of Issue :	30 JANUARY 2025

REVIEW BY .....

APPROVED BY.....

NEXT CAL DATE.....26/ 01/ 2026.....

Calibrated by : Nathakorn Pisutpaisan

Approved by :

(Thanakul Petchurai)

This certificate is issued in accordance with the requirements of ISO/IEC 17025 standard, may not be reproduced other than in full, except with the prior written approval of the head of Calibration Laboratory.

Cert. No. : ACL25112
Job No. : VC68AC0064
Pages : 2 of 8

Calibration Procedure : CP-AC-01

Calibration Method :

This equipment was calibrated by follow on IEC-61672-3 (2013) Standard for sound level meter (SLM).
The SLM had tests to Acoustical and Electrical signal tests of frequency weighting with Anechoic chamber and Reference Standard Instruments.
For tests results of each items were made by observation of each Instruments display and also with SLM's display.

Condition of this result of calibration :

1. Reference Standard Instruments :

Instrument	Model	Serial No.	Cert. No.	Due Date
Waveform Generator	33210A	MY48017076	EF-0009-24	05-FEB-25
Waveform Generator	33511B	MY52302742	EF-0007-24	05-FEB-25
Digital Multimeter	33461A	MY53220104	EEL.BP 21/0267	13-FEB-25
Digital Multimeter	33461A	MY53220076	EEL.BP 20/0267	15-FEB-25
Digital Multimeter	34461A	MY60024273	EEL.BP 22/0267	15-FEB-25
Programmable Attenuator	MAT-1070	62100114	EF-0008-24	05-FEB-25
Condenser Microphone	4180	2977900	AA-1001-24	12-FEB-25
Measuring Amplifier	NA-42KAI	34560495	AA-3001-24	05-FEB-25

2. This result of calibration was found accurate as shown on date and place of calibration for this calibrated item only.
3. This certificate is traceable to the international system of unit maintained at :
   - 3.1 National Institute of Metrology (Thailand).
   - 3.2 Thailand Institute of Scientific and Technological Research (TISTR).

Cert. No. : ACL25112
Job No. : VC68AC0064
Pages : 3 of 8

Summary of Measurement Result :

Parameter	Uncertainty (dB)	Maximum-permitted uncertainty of measurement (dB)
1. Absolute sensitivity	0.2	N/A
2. Self-generated noise	0.2	N/A
3. Acoustical signal tests of frequency weightings		
125 Hz	0.3	0.6
1000 Hz	0.3	0.6
8000 Hz	0.3	0.7
4. Electrical signal tests of frequency weightings		
For 10 Hz to 4 kHz	0.3	0.6
For > 4 kHz to 10 kHz	0.3	0.7
For > 10 kHz to 20 kHz	0.3	1.0
5. Frequency and time weightings at 1 kHz	0.2	0.2
6. Long - term stability	0.1	0.1
7. Level linearity on the reference level range	0.2	0.3
8. Level linearity including the level range control	0.2	0.3
9. Tone burst response	0.2	0.3
10. Peak C sound level	0.2	0.35
11. Overload indication	0.2	0.25
12. High level stability	0.1	0.1

Cert. No. : ACL25112
Job No. : VC68AC0064

Result of calibration :

1. Absolute sensitivity

Reference Acoustic Signal (dB)	Measured Value (dB)	Deviation (dB)	Acceptance Limit (dB)
93.9 (93.94)	93.9	0.0	±0.3

2. Self-generated noise

2.1 Normal test

Measured Value (dB)
14.8

2.2 The microphone of the sound level meter was replaced by electrical signal input device.

Frequency Weighting	Weighting (dB)
A - weight	11.3
C - weight	18.9
Flat	24.4

3. Acoustical signal tests of frequency weightings

Meter free-field acoustic response at a level of 84 dB

Frequency (Hz)	Deviation from various frequency weighting response curve (dB)			
	Flat	C-weight	A-weight	Acceptance Limits
125	0.3	0.3	0.3	± 1.5
1000	0.1	0.1	0.1	± 1.0
8000	0.6	0.6	0.6	±5.0

Cert. No. : ACL25112
Job No. : VC68AC0064
Pages : 5 of 8

4. Electrical signal tests of frequency weightings

Weighting network response with relative to 1 kHz.

Frequency (Hz)	Deviation from various frequency weighting response curve (dB)			
	Flat	C-weight	A-weight	Acceptance Limits
63	0.0	0.1	0.1	±2.0
125	0.1	0.1	0.1	±1.5
250	0.1	0.1	0.0	±1.5
500	0.0	0.1	0.0	±1.5
1000	0.0	0.0	0.0	±1.0
2000	0.0	0.1	0.0	±2.0
4000	0.0	0.0	0.0	±3.0
8000	0.0	0.1	0.1	±5.0

5. Frequency and time weightings at 1 kHz

5.1 Frequency weightings at 1 kHz

Frequency Weighting	Anticipated Value (dB)	Measured Value (dB)	Deviated Value (dB)	Acceptance Limits (dB)
A - weight	94.0	94.0	0.0	± 0.2
C - weight	94.0	94.0	0.0	± 0.2
Flat	94.0	94.0	0.0	± 0.2

5.2 Time weighting at 1 kHz

Frequency Weighting	Anticipated Value (dB)	Measured Value (dB)	Deviated Value (dB)	Acceptance Limits (dB)
Fast	94.0	94.0	0.0	± 0.1
Slow	94.0	94.0	0.0	± 0.1
Leq	94.0	94.0	0.0	± 0.1

6. Long - term stability

Frequency Weighting	SLM Display at initial (dB)	SLM Display at final (dB)	Deviated Value (dB)	Acceptance Limits (dB)
A - weight	94.0	94.1	0.1	± 0.3

Cert. No. : ACL25112
Job No. : VC68AC0064
Pages : 6 of 8

7. Level linearity on the reference level range

Anticipated Value (dB)	Measured Value (dB)	Deviated Value (dB)	Acceptance Limits (dB)
137.0	137.0	0.0	± 1.1
136.0	136.0	0.0	± 1.1
135.0	135.0	0.0	± 1.1
134.0	134.0	0.0	± 1.1
133.0	133.0	0.0	± 1.1
132.0	132.0	0.0	± 1.1
131.0	131.0	0.0	± 1.1
129.0	129.0	0.0	± 1.1
124.0	124.0	0.0	± 1.1
119.0	119.0	0.0	± 1.1
114.0	114.0	0.0	± 1.1
109.0	109.0	0.0	± 1.1
104.0	104.0	0.0	± 1.1
99.0	99.0	0.0	± 1.1
94.0	94.0	0.0	± 1.1
89.0	89.0	0.0	± 1.1
84.0	84.0	0.0	± 1.1
79.0	79.0	0.0	± 1.1
74.0	74.0	0.0	± 1.1
69.0	69.0	0.0	± 1.1
64.0	64.0	0.0	± 1.1
59.0	59.0	0.0	± 1.1
54.0	54.0	0.0	± 1.1
49.0	49.0	0.0	± 1.1
44.0	44.0	0.0	± 1.1
39.0	39.0	0.0	± 1.1
34.0	34.0	0.0	± 1.1
30.0	30.1	0.1	± 1.1
29.0	29.0	0.0	± 1.1
28.0	28.1	0.1	± 1.1
27.0	27.1	0.1	± 1.1
26.0	26.2	0.2	± 1.1
25.0	25.1	0.1	± 1.1

T. Retch.

Cert. No. : ACL25112
Job No. : VC68AC0064
Pages : 7 of 8

8. Level linearity including the level range control

Range	Anticipated Value (dB)	Measured Value (dB)	Deviated Value (dB)	Acceptance Limits (dB)
130	94.0	94.0	0.0	±1.1

Range	Anticipated Value (dB)	Measured Value (dB)	Deviated Value (dB)	Acceptance Limits (dB)
130	29.0	29.1	0.1	±1.1

9. Tone burst response

Time Weighting	Tone burst duration, Tb (ms)	Cycle	Anticipated Value (dB)	Measured Value (dB)	Deviated Value (dB)	Acceptance Limits (dB)
Fast	0.25	1	108.0	107.9	-0.1	1.5 ; -5.0
	2	8	117.0	117.0	0.0	1.0 ; -2.5
	200	800	134.0	134.1	0.1	±1.0
Slow	2	8	108.0	108.0	0.0	1.5 ; -5.0
	200	800	127.6	127.6	0.0	±1.0
SEL	0.25	1	99.0	98.9	-0.1	1.5 ; -5.0
	2	8	108.0	108.0	0.0	1.0 ; -2.5
	200	800	128.0	128.1	0.1	±1.0

Cert. No. : ACL25112
Job No. : VC68AC0064
Pages : 8 of 8

10. Peak C sound level

Number of cycle in test signal	Anticipated Value (dB)	Measured Value, Lcpeak (dB)	Deviated Value (dB)	Acceptance Limits (dB)
Continuous	130.0	130.0	0.0	±3.0
One	133.4	133.4	0.0	±3.0

Number of cycle in test signal	Anticipated Value (dB)	Measured Value (dB)	Deviated Value (dB)	Acceptance Limits (dB)
Continuous	133.0	133.0	0.0	±2.0
Positive half cycle	135.4	135.1	-0.3	±2.0
Negative half cycle	135.4	135.1	-0.3	±2.0

11. Overload indication

Measured value (dB)		Deviated Value (dB)	Acceptance Limits (dB)
Positive one-half cycle	Negative one-half cycle		
89.6	89.6	0.0	±1.5

12. High level stability

Frequency Weighting	SLM Display at initial (dB)	SLM Display at final (dB)	Deviated Value (dB)	Acceptance Limits (dB)
A - weight	137.0	137.0	0.0	±0.3

The reported uncertainty is based on a standard uncertainty multiplied by coverage factor $k = 2$ or any value following calculation,providing a lavel of confidence of approximately 95 %

End of Calibration Certificate

SITHIPORN ASSOCIATES CO., LTD.
CALIBRATION LABORATORY

451-451/1 Sirinthorn Road, Bangbumru, Bangplud, Bangkok, 10700 Thailand
Tel. +66 2433 8331 Email : calibration@sithiphorn.com

NSC-TISI-TIS 17025
CALIBRATION 0394

Calibration Certificate

Equipment :	SOUND LEVEL METER
Manufacturer :	RION
Model :	NL-42A / Microphone UC-52 / Preamplifier NH-24
Serial No.:	00623395 / 198642 / 26423
ID No.:	RYG_FS0620

Condition As Found : GOOD

Customer : ALS LABORATORY GROUP (THAILAND) CO., LTD.
104 PHATTHANAKAN 40, PHATTHANAKAN ROAD,
KHWAENG PHATTHANAKAN, KHET SUAN LUANG,
BANGKOK, 10250 THAILAND.

Location :	-	
Ambient Temperature :	(23.0 ±3)	°C
Pressure :	(101.3 ±3)	kPa
Relative Humidity :	(50.0 ±20)	%

Received Date : 14 JANUARY 2025
Calibration Date : 27-29 JANUARY 2025
Date of Issue : 30 JANUARY 2025

REVIEW BY .....
APPROVED BY .....
NEXT CAL DATE 26/ 01/ 2026

Calibrated by : Nathakorn Pisutpaisan

Approved by :

(Thanakul Petchurai)

This certificate is issued in accordance with the requirements of ISO/IEC 17025 standard, may not be reproduced other than in full, except with the prior written approval of the head of Calibration Laboratory.

Cert. No. : ACL25111
Job No. : VC68AC0064
Pages : 2 of 8

Calibration Procedure : CP-AC-01

Calibration Method :

This equipment was calibrated by follow on IEC-61672-3 (2013) Standard for sound level meter (SLM).
The SLM had tests to Acoustical and Electrical signal tests of frequency weighting with Anechoic chamber and Reference Standard Instruments.
For tests results of each items were made by observation of each Instruments display and also with SLM's display.

Condition of this result of calibration :

1. Reference Standard Instruments :

Instrument	Model	Serial No.	Cert. No.	Due Date
Waveform Generator	33210A	MY48017076	EF-0009-24	05-FEB-25
Waveform Generator	33511B	MY52302742	EF-0007-24	05-FEB-25
Digital Multimeter	33461A	MY53220104	EEL.BP 21/0267	13-FEB-25
Digital Multimeter	33461A	MY53220076	EEL.BP 20/0267	15-FEB-25
Digital Multimeter	34461A	MY60024273	EEL.BP 22/0267	15-FEB-25
Programmable Attenuator	MAT-1070	62100114	EF-0008-24	05-FEB-25
Condenser Microphone	4180	2977900	AA-1001-24	12-FEB-25
Measuring Amplifier	NA-42KAI	34560495	AA-3001-24	05-FEB-25

2. This result of calibration was found accurate as shown on date and place of calibration for this calibrated item only.
3. This certificate is traceable to the international system of unit maintained at :
   - 3.1 National Institute of Metrology (Thailand).
   - 3.2 Thailand Institute of Scientific and Technological Research (TISTR).

Cert. No. : ACL25111
Job No. : VC68AC0064
Pages : 3 of 8

Summary of Measurement Result :

Parameter	Uncertainty (dB)	Maximum-permitted uncertainty of measurement (dB)
1. Absolute sensitivity	0.2	N/A
2. Self-generated noise	0.2	N/A
3. Acoustical signal tests of frequency weightings		
125 Hz	0.3	0.6
1000 Hz	0.3	0.6
8000 Hz	0.3	0.7
4. Electrical signal tests of frequency weightings		
For 10 Hz to 4 kHz	0.3	0.6
For > 4 kHz to 10 kHz	0.3	0.7
For > 10 kHz to 20 kHz	0.3	1.0
5. Frequency and time weightings at 1 kHz	0.2	0.2
6. Long - term stability	0.1	0.1
7. Level linearity on the reference level range	0.2	0.3
8. Level linearity including the level range control	0.2	0.3
9. Tone burst response	0.2	0.3
10. Peak C sound level	0.2	0.35
11. Overload indication	0.2	0.25
12. High level stability	0.1	0.1

Cert. No. : ACL25111
Job No. : VC68AC0064
Page : 4 of 8

Result of calibration :

1. Absolute sensitivity

Reference Acoustic Signal (dB)	Measured Value (dB)	Deviation (dB)	Acceptance Limit (dB)
93.9 (93.94)	93.9	0.0	±0.3

2. Self-generated noise

2.1 Normal test

Measured Value (dB)
14.2

2.2 The microphone of the sound level meter was replaced by electrical signal input device.

Frequency Weighting	Weighting (dB)
A - weight	9.9
C - weight	16.5
Flat	22.3

3. Acoustical signal tests of frequency weightings

Meter free-field acoustic response at a level of 84 dB

Frequency (Hz)	Deviation from various frequency weighting response curve (dB)			
	Flat	C-weight	A-weight	Acceptance Limits
125	0.5	0.5	0.5	± 1.5
1000	0.1	0.1	0.1	± 1.0
8000	0.4	0.4	0.4	±5.0

Cert. No. : ACL25111
Job No. : VC68AC0064
Pages : 5 of 8

4. Electrical signal tests of frequency weightings

Weighting network response with relative to 1 kHz.

Frequency (Hz)	Deviation from various frequency weighting response curve (dB)			
	Flat	C-weight	A-weight	Acceptance Limits
63	0.0	0.0	0.0	±2.0
125	0.0	0.1	0.0	±1.5
250	0.0	0.0	0.0	±1.5
500	0.0	0.0	0.0	±1.5
1000	0.0	0.0	0.0	±1.0
2000	0.0	0.0	0.0	±2.0
4000	0.0	0.0	0.0	±3.0
8000	0.0	0.1	0.1	±5.0

5. Frequency and time weightings at 1 kHz

5.1 Frequency weightings at 1 kHz

Frequency Weighting	Anticipated Value (dB)	Measured Value (dB)	Deviated Value (dB)	Acceptance Limits (dB)
A - weight	94.0	94.0	0.0	± 0.2
C - weight	94.0	94.0	0.0	± 0.2
Flat	94.0	94.0	0.0	± 0.2

5.2 Time weighting at 1 kHz

Frequency Weighting	Anticipated Value (dB)	Measured Value (dB)	Deviated Value (dB)	Acceptance Limits (dB)
Fast	94.0	94.0	0.0	± 0.1
Slow	94.0	94.0	0.0	± 0.1
Leq	94.0	94.0	0.0	± 0.1

6. Long - term stability

Frequency Weighting	SLM Display at initial (dB)	SLM Display at final (dB)	Deviated Value (dB)	Acceptance Limits (dB)
A - weight	94.0	94.0	0.0	± 0.3

Cert. No. : ACL25111
Job No. : VC68AC0064
Pages : 6 of 8

7. Level linearity on the reference level range

Anticipated Value (dB)	Measured Value (dB)	Deviated Value (dB)	Acceptance Limits (dB)
137.0	137.0	0.0	± 1.1
136.0	136.0	0.0	± 1.1
135.0	135.0	0.0	± 1.1
134.0	134.0	0.0	± 1.1
133.0	133.0	0.0	± 1.1
132.0	132.0	0.0	± 1.1
131.0	131.0	0.0	± 1.1
129.0	129.0	0.0	± 1.1
124.0	124.0	0.0	± 1.1
119.0	119.0	0.0	± 1.1
114.0	114.0	0.0	± 1.1
109.0	109.0	0.0	± 1.1
104.0	104.0	0.0	± 1.1
99.0	99.0	0.0	± 1.1
94.0	94.0	0.0	± 1.1
89.0	89.0	0.0	± 1.1
84.0	84.0	0.0	± 1.1
79.0	78.9	-0.1	± 1.1
74.0	74.0	0.0	± 1.1
69.0	69.0	0.0	± 1.1
64.0	63.9	-0.1	± 1.1
59.0	59.0	0.0	± 1.1
54.0	53.9	-0.1	± 1.1
49.0	48.9	-0.1	± 1.1
44.0	44.0	0.0	± 1.1
39.0	38.9	-0.1	± 1.1
34.0	34.0	0.0	± 1.1
30.0	30.0	0.0	± 1.1
29.0	29.0	0.0	± 1.1
28.0	28.0	0.0	± 1.1
27.0	27.0	0.0	± 1.1
26.0	26.0	0.0	± 1.1
25.0	25.1	0.1	± 1.1

Cert. No. : ACL25111
Job No. : VC68AC0064
Pages : 7 of 8

8. Level linearity including the level range control

Range	Anticipated Value (dB)	Measured Value (dB)	Deviated Value (dB)	Acceptance Limits (dB)
130	94.0	94.0	0.0	±1.1

Range	Anticipated Value (dB)	Measured Value (dB)	Deviated Value (dB)	Acceptance Limits (dB)
130	29.0	29.0	0.0	±1.1

9. Tone burst response

Time Weighting	Tone burst duration, Tb (ms)	Cycle	Anticipated Value (dB)	Measured Value (dB)	Deviated Value (dB)	Acceptance Limits (dB)
Fast	0.25	1	108.0	107.9	-0.1	1.5 ; -5.0
	2	8	117.0	117.0	0.0	1.0 ; -2.5
	200	800	134.0	134.0	0.0	±1.0
Slow	2	8	108.0	108.0	0.0	1.5 ; -5.0
	200	800	127.6	127.6	0.0	±1.0
SEL	0.25	1	99.0	98.9	-0.1	1.5 ; -5.0
	2	8	108.0	108.0	0.0	1.0 ; -2.5
	200	800	128.0	128.0	0.0	±1.0

Cert. No. : ACL25111
Job No. : VC68AC0064
Pages : 8 of 8

10. Peak C sound level

Number of cycle in test signal	Anticipated Value (dB)	Measured Value, Lcpeak (dB)	Deviated Value (dB)	Acceptance Limits (dB)
Continuous	130.0	130.0	0.0	±3.0
One	133.4	133.3	-0.1	±3.0

Number of cycle in test signal	Anticipated Value (dB)	Measured Value (dB)	Deviated Value (dB)	Acceptance Limits (dB)
Continuous	133.0	133.0	0.0	±2.0
Positive half cycle	135.4	135.2	-0.2	±2.0
Negative half cycle	135.4	135.2	-0.2	±2.0

11. Overload indication

Measured value (dB)		Deviated Value (dB)	Acceptance Limits (dB)
Positive one-half cycle	Negative one-half cycle		
89.5	89.6	0.1	±1.5

12. High level stability

Frequency Weighting	SLM Display at initial (dB)	SLM Display at final (dB)	Deviated Value (dB)	Acceptance Limits (dB)
A - weight	137.0	137.0	0.0	±0.3

The reported uncertainty is based on a standard uncertainty multiplied by coverage factor $k = 2$ or any value following calculation,providing a lavel of confidence of approximately 95 %

End of Calibration Certificate

SITHIPORN ASSOCIATES CO., LTD.
CALIBRATION LABORATORY

451-451/1 Sirinthorn Road, Bangbumru, Bangplud, Bangkok, 10700 Thailand
Tel. +66 2433 8331 Email : calibration@sithiphorn.com

NSC-TISI-TIS 17025
CALIBRATION 0394

Cert. No. : ACL25078
Pages : 1 of 8

Calibration Certificate

Equipment :	SOUND LEVEL METER
Manufacturer :	RION
Model :	NL-42A/ Microphone UC-52 / Preamplifier NH-24
Serial No.:	00623393 / 198640 / 26421
ID No.:	RYG_FS0618

Condition As Found : GOOD

Customer : ALS LABORATORY GROUP (THAILAND) CO., LTD.
104 PHATTHANAKAN 40, PHATTHANAKAN ROAD,
KHWAENG PHATTHANAKAN, KHET SUAN LUANG,
BANGKOK, 10250 THAILAND.

Location :	-	
Ambient Temperature :	(23.0 ±3)	°C
Pressure :	(101.3 ±3)	kPa
Relative Humidity :	(50.0 ±20)	%

Received Date : 07 JANUARY 2025
Calibration Date : 21 - 23 JANUARY 2025
Date of Issue : 24 JANUARY 2025

REVIEW BY .....
APPROVED BY .....
NEXT CAL DATE..... 20/ 01/ 2026 .....

Calibrated by : Nathakorn Pisutpaisan

Approved by :

(Thanakul Petchurai)

This certificate is issued in accordance with the requirements of ISO/IEC 17025 standard, may not be reproduced other than in full, except with the prior written approval of the head of Calibration Laboratory.

Cert. No. : ACL25078
Job No. : VC68AC0059
Pages : 2 of 8

Calibration Procedure : CP-AC-01

Calibration Method :

This equipment was calibrated by follow on IEC-61672-3 (2013) Standard for sound level meter (SLM).

The SLM had tests to Acoustical and Electrical signal tests of frequency weighting with Anechoic chamber and Reference Standard Instruments.

For tests results of each items were made by observation of each Instruments display and also with SLM's display.

Condition of this result of calibration :

1. Reference Standard Instruments :

Instrument	Model	Serial No.	Cert. No.	Due Date
Waveform Generator	33210A	MY48017076	EF-0009-24	05-FEB-25
Waveform Generator	33511B	MY52302742	EF-0007-24	05-FEB-25
Digital Multimeter	33461A	MY53220104	EEL.BP 21/0267	13-FEB-25
Digital Multimeter	33461A	MY53220076	EEL.BP 20/0267	15-FEB-25
Digital Multimeter	34461A	MY60024273	EEL.BP 22/0267	15-FEB-25
Programmable Attenuator	MAT-1070	62100114	EF-0008-24	05-FEB-25
Condenser Microphone	4180	2977900	AA-1001-24	12-FEB-25
Measuring Amplifier	NA-42KAI	34560495	AA-3001-24	05-FEB-25

2. This result of calibration was found accurate as shown on date and place of calibration for this calibrated item only.
3. This certificate is traceable to the international system of unit maintained at :
   - 3.1 National Institute of Metrology (Thailand).
   - 3.2 Thailand Institute of Scientific and Technological Research (TISTR).

Cert. No. : ACL25078
Job No. : VC68AC0059
Pages : 3 of 8

Summary of Measurement Result :

Parameter	Uncertainty (dB)	Maximum-permitted uncertainty of measurement (dB)
1. Absolute sensitivity	0.2	N/A
2. Self-generated noise	0.2	N/A
3. Acoustical signal tests of frequency weightings		
125 Hz	0.3	0.6
1000 Hz	0.3	0.6
8000 Hz	0.3	0.7
4. Electrical signal tests of frequency weightings		
For 10 Hz to 4 kHz	0.3	0.6
For > 4 kHz to 10 kHz	0.3	0.7
For > 10 kHz to 20 kHz	0.3	1.0
5. Frequency and time weightings at 1 kHz	0.2	0.2
6. Long - term stability	0.1	0.1
7. Level linearity on the reference level range	0.2	0.3
8. Level linearity including the level range control	0.2	0.3
9. Tone burst response	0.2	0.3
10. Peak C sound level	0.2	0.35
11. Overload indication	0.2	0.25
12. High level stability	0.1	0.1

Cert. No. : ACL25078
Job No. : VC68AC0059
Page : 4 of 8

Result of calibration :

1. Absolute sensitivity

Reference Acoustic Signal (dB)	Measured Value (dB)	Deviation (dB)	Acceptance Limit (dB)
93.9 (93.94)	93.9	0.0	±0.3

2. Self-generated noise

2.1 Normal test

Measured Value (dB)
16.6

2.2 The microphone of the sound level meter was replaced by electrical signal input device.

Frequency Weighting	Weighting (dB)
A - weight	13.1
C - weight	17.9
Flat	24.4

3. Acoustical signal tests of frequency weightings

Meter free-field acoustic response at a level of 84 dB

Frequency (Hz)	Deviation from various frequency weighting response curve (dB)			
	Flat	C-weight	A-weight	Acceptance Limits
125	0.5	0.5	0.5	± 1.5
1000	0.1	0.1	0.1	± 1.0
8000	2.3	2.2	2.3	±5.0

4. Electrical signal tests of frequency weightings

Weighting network response with relative to 1 kHz.

Frequency (Hz)	Deviation from various frequency weighting response curve (dB)			
	Flat	C-weight	A-weight	Acceptance Limits
63	0.0	-0.1	-0.1	±2.0
125	0.0	0.0	0.0	±1.5
250	0.0	0.0	-0.1	±1.5
500	0.0	0.0	-0.1	±1.5
1000	0.0	0.0	0.0	±1.0
2000	0.0	0.0	0.0	±2.0
4000	0.0	0.0	0.0	±3.0
8000	0.0	0.1	0.1	±5.0

5. Frequency and time weightings at 1 kHz

5.1 Frequency weightings at 1 kHz

Frequency Weighting	Anticipated Value (dB)	Measured Value (dB)	Deviated Value (dB)	Acceptance Limits (dB)
A - weight	94.0	94.0	0.0	± 0.2
C - weight	94.0	94.0	0.0	± 0.2
Flat	94.0	94.0	0.0	± 0.2

5.2 Time weighting at 1 kHz

Frequency Weighting	Anticipated Value (dB)	Measured Value (dB)	Deviated Value (dB)	Acceptance Limits (dB)
Fast	94.0	94.0	0.0	± 0.1
Slow	94.0	94.0	0.0	± 0.1
Leq	94.0	94.0	0.0	± 0.1

6. Long - term stability

Frequency Weighting	SLM Display at initial (dB)	SLM Display at final (dB)	Deviated Value (dB)	Acceptance Limits (dB)
A - weight	94.0	94.0	0.0	± 0.3

Cert. No. : ACL25078
Job No. : VC68AC0059
Pages : 6 of 8

7. Level linearity on the reference level range

Anticipated Value (dB)	Measured Value (dB)	Deviated Value (dB)	Acceptance Limits (dB)
137.0	137.0	0.0	± 1.1
136.0	136.0	0.0	± 1.1
135.0	135.0	0.0	± 1.1
134.0	134.0	0.0	± 1.1
133.0	133.0	0.0	± 1.1
132.0	132.0	0.0	± 1.1
131.0	131.0	0.0	± 1.1
129.0	129.0	0.0	± 1.1
124.0	124.0	0.0	± 1.1
119.0	119.0	0.0	± 1.1
114.0	114.0	0.0	± 1.1
109.0	109.0	0.0	± 1.1
104.0	104.0	0.0	± 1.1
99.0	99.0	0.0	± 1.1
94.0	94.0	0.0	± 1.1
89.0	89.0	0.0	± 1.1
84.0	84.0	0.0	± 1.1
79.0	79.0	0.0	± 1.1
74.0	74.0	0.0	± 1.1
69.0	69.0	0.0	± 1.1
64.0	64.0	0.0	± 1.1
59.0	59.0	0.0	± 1.1
54.0	54.0	0.0	± 1.1
49.0	49.0	0.0	± 1.1
44.0	44.0	0.0	± 1.1
39.0	39.0	0.0	± 1.1
34.0	34.0	0.0	± 1.1
30.0	30.0	0.0	± 1.1
29.0	29.0	0.0	± 1.1
28.0	28.0	0.0	± 1.1
27.0	26.9	-0.1	± 1.1
26.0	25.9	-0.1	± 1.1
25.0	24.9	-0.1	± 1.1

Cert. No. : ACL25078
Job No. : VC68AC0059
Pages : 7 of 8

8. Level linearity including the level range control

Range	Anticipated Value (dB)	Measured Value (dB)	Deviated Value (dB)	Acceptance Limits (dB)
130	94.0	94.0	0.0	±1.1

Range	Anticipated Value (dB)	Measured Value (dB)	Deviated Value (dB)	Acceptance Limits (dB)
130	29.0	28.9	-0.1	±1.1

9. Tone burst response

Time Weighting	Tone burst duration, Tb (ms)	Cycle	Anticipated Value (dB)	Measured Value (dB)	Deviated Value (dB)	Acceptance Limits (dB)
Fast	0.25	1	108.0	107.9	-0.1	1.5 ; -5.0
	2	8	117.0	117.0	0.0	1.0 ; -2.5
	200	800	134.0	134.0	0.0	±1.0
Slow	2	8	108.0	108.0	0.0	1.5 ; -5.0
	200	800	127.6	127.6	0.0	±1.0
SEL	0.25	1	99.0	98.9	-0.1	1.5 ; -5.0
	2	8	108.0	108.0	0.0	1.0 ; -2.5
	200	800	128.0	128.1	0.1	±1.0

Cert. No. : ACL25078
Job No. : VC68AC0059
Pages : 8 of 8

10. Peak C sound level

Number of cycle in test signal	Anticipated Value (dB)	Measured Value, Lcpeak (dB)	Deviated Value (dB)	Acceptance Limits (dB)
Continuous	130.0	130.0	0.0	±3.0
One	133.4	133.4	0.0	±3.0

Number of cycle in test signal	Anticipated Value (dB)	Measured Value (dB)	Deviated Value (dB)	Acceptance Limits (dB)
Continuous	133.0	133.0	0.0	±2.0
Positive half cycle	135.4	135.2	-0.2	±2.0
Negative half cycle	135.4	135.2	-0.2	±2.0

11. Overload indication

Measured value (dB)		Deviated Value (dB)	Acceptance Limits (dB)
Positive one-half cycle	Negative one-half cycle		
89.5	89.5	0.0	±1.5

12. High level stability

Frequency Weighting	SLM Display at initial (dB)	SLM Display at final (dB)	Deviated Value (dB)	Acceptance Limits (dB)
A - weight	137.0	137.0	0.0	±0.3

The reported uncertainty is based on a standard uncertainty multiplied by coverage factor $k = 2$ or any value following calculation,providing a lavel of confidence of approximately 95 %

End of Calibration Certificate

Certificate of Calibration

NSC-TISI-TIS 17025
Calibration 0047

Equipment:	SPECTROPHOTOMETER	Certificate No.:	C06250108
Model:	DR6000	Issued Date:	18 March 2025
Serial No. (or ID.):	1627845 (RYG_EN0037)	Job No.:	WO-00064379
Manufacturer:	HACH	Page:	1 of 3
Condition:	In Condition		

Customer: ALS Laboratory Group (Thailand) Co.,Ltd. (Rayong Branch)
616/10 Moo 5 T.Maenam Khu,
A.Pluakdaeng, Rayong 21140, Thailand.

REVIEW BY Photchanas.
APPROVED BY D.
NEXT CAL. DATE 18/09/26

Environment Condition:	Temperature	24.4	°C	±	0.3	°C
	Humidity	60.8	%RH	±	3.5	%RH

Calibration Place: ALS Laboratory Group (Thailand) Co.,Ltd. (Rayong Branch)
(Wet Chemistry Lab)
616/10 Moo 5 T.Maenam Khu, A.Pluakdaeng, Rayong 21140, Thailand.

Calibration By: Mr.Preecha Phooarsai

Calibration Date: 18 March 2025

The Method used: In house method, CAL-WI-24, base on ASTM E 275-08 and ASTM E 387-04

Traceability: This certificate is traceable to the CRM maintained by National Institute of Standards and Technology (NIST) through Starna Scientific Limited.

The standard for Wavelength Certificate No. 111583 and 111584
The standard for Photometric Certificate No. 9114984 and 111588
The standard for Stray light Certificate No. 111586 and 111585
The standard for Spectral resolution Certificate No. 111587

(Mr. Preecha Phooarsai)
Person in charge

(Miss Kaewkan Suradech)
Authorized signatory

This certificate is issued the units of measurement according to the International System of Units (SI). It provides traceability of measurement to international or national standard or other recognized national standard laboratories.

The measurement uncertainty stated is the expanded uncertainty which is obtained from the standard uncertainty multiplied by the coverage factor (k=2) to provide a level of confidence of approximately 95%. It is determined in accordance with the Guide to Expression of Uncertainty in Measurement (GUM).

These results may be affected by deviations from specified conditions. The results relate only to the items tested, calibrated or sampled. The report shall not be reproduced except in full without approval of DKSH Technology Limited.

บริษัท ดีเคเอสเอช เทคโนโลยี จำกัด
DKSH Technology Limited
2533 ถนนสุขุมวิท แขวงบางจาก เขตพระโขนง กรุงเทพมหานคร 10260
2533 Sukhumvit Road, Bangchak, Phrakhanong, Bangkok 10260
Phone: +66 2639 7000 Email: info.calibration@dksh.com Website: www.dksh.com/scientific-thailand

Calibration Results:

Without Adjustment

Wavelength Accuracy (nm), The spectral bandwidth of Std at 2 nm and UUC at 2 nm

Standard Wavelength	Unit Under Calibration	Correction	Uncertainty
418.61	418.5	0.11	0.13
536.66	536.7	-0.04	0.13
637.98	638.3	-0.32	0.13
748.48	748.8	-0.32	0.13
807.03	807.5	-0.47	0.13

Photometric Accuracy (Absorbance)

Wavelength	Standard absorbance	Unit Under Calibration	Correction	Uncertainty
420 nm	0.0000	0.000	0.0000	0.0045
	0.2930	0.291	0.0020	0.0045
	0.5168	0.518	-0.0012	0.0045
	1.0298	1.031	-0.0012	0.0045
440 nm	0.0000	0.000	0.0000	0.0045
	0.2867	0.285	0.0017	0.0045
	0.5073	0.508	-0.0007	0.0045
	1.0083	1.009	-0.0007	0.0045
465 nm	0.0000	0.000	0.0000	0.0045
	0.2516	0.250	0.0016	0.0045
	0.4595	0.461	-0.0015	0.0045
	0.9334	0.935	-0.0016	0.0045
546.1 nm	0.0000	0.000	0.0000	0.0045
	0.2461	0.246	0.0001	0.0045
	0.4652	0.466	-0.0008	0.0045
	0.9468	0.948	-0.0012	0.0045
590 nm	0.0000	0.000	0.0000	0.0045
	0.2594	0.259	0.0004	0.0045
	0.5040	0.505	-0.0010	0.0045
	1.0032	1.004	-0.0008	0.0045
635 nm	0.0000	0.000	0.0000	0.0045
	0.2579	0.258	-0.0001	0.0045
	0.4971	0.497	0.0001	0.0045
	0.9720	0.973	-0.0010	0.0045

Calibration Results:

Without Adjustment

Photometric Accuracy (Absorbance)

Wavelength	Standard absorbance	Unit Under Calibration	Correction	Uncertainty
235 nm	0.0000	0.000	0.0000	0.0080
	0.7355	0.738	-0.0025	0.0080
257 nm	0.0000	0.000	0.0000	0.0080
	0.8574	0.857	0.0004	0.0080
313 nm	0.0000	0.000	0.0000	0.0080
	0.2864	0.290	-0.0036	0.0080
350 nm	0.0000	0.000	0.0000	0.0080
	0.6374	0.637	0.0004	0.0080

Stray light *

Standard: cut-off	UUC: Wavelength (nm)	UUC: Transmission (%T)	Absorbance (A)
260.62 +/- 0.11 nm	260.6	1.7	1.770
391.44 +/- 0.11 nm	391.4	1.4	1.854

Spectral Resolution *

Nominal Concentration 0.02 % v/v	Peak	Trough	Ratio	SBW
Standard Wavelength (nm)	268.66	266.69	1.38	2.00
UUC: Wavelength (nm)	268.2	266.2		
Std Absorbance (A)	0.4566	0.2780		
UUC: Absorbance (A)	0.413	0.299		

* Calibration Marked " Not TISI Accredited " in this Certificate have been included for completeness.

The End of Certificate

บริษัท ดีเคเอสเอช เทคโนโลยี จำกัด
DKSH Technology Limited
2533 ถนนสุขุมวิท แขวงบางจาก เขตพระโขนง กรุงเทพมหานคร 10260
2533 Sukhumvit Road, Bangchak, Phrakhanong, Bangkok 10260
Phone: +66 2639 7000 Email: info.calibration@dksh.com Website: www.dksh.com/scientific-thailand

ใบตรวจสอบสภาพเครื่องวัดสิ่งแวดล้อม

เลขที่ใบงาน: WO-00064379

ชนิดเครื่องมือ: SPECTROPHOTOMETER รุ่น: DR6000 หมายเลขเครื่อง: 1627845

ตรวจสอบ (รับ) 18 Mar 2025		รายการตรวจเช็ค	ตรวจสอบ (ส่ง) 18 Mar 2025		หมายเหตุ
ปกติ	ไม่ปกติ		ปกติ	ไม่ปกติ	
		General			
☑	☐	1. ความสมบูรณ์เครื่อง	☑	☐	
☑	☐	2. ความสะอาด (ช่องใส่ตัวอย่าง, ภายใน-นอกเครื่อง)	☑	☐	
☑	☐	3. สวิทช์ ปิด – เปิด เครื่อง (On-Off Swicth)	☑	☐	
☑	☐	4. ปุ่มกด (Keypad)	☑	☐	
☑	☐	5. หน้าจอ (Display, Screen Contrast)	☑	☐	
		Spectrophotometer			
☐	☐	6. แรงดันไฟฟ้า (Battery Backup) >= 2.5 VDC	☐	☐	
☐	☐	7. ตัวหมุนเลือกความยาวคลื่น (Wavelength Control)	☐	☐	
☑	☐	8. ความยาวคลื่น (Wavelength Check)	☑	☐	*
☑	☐	9. แหล่งกำเนิดแสง (UV < 3,000 hour)	☑	☐	13.5 Hours
☑	☐	10. แหล่งกำเนิดแสง (Visible < 5,000 hour)	☑	☐	893.0 Hours
☑	☐	11. ช่องวัดหลายตัวอย่าง (Carousel Module)	☑	☐	
		pH Meter and Conductivity Meter			
☐	☐	12. อิเล็คโทรด (Electrode and Connection Cable)	☐	☐	
☐	☐	13. ระดับสารละลายใน Electrode (Level KCl)	☐	☐	
☐	☐	14. ฝาปิดกันปลาย Electrode (Dust Protection Hood)	☐	☐	
☐	☐	15. ขาจับอิเล็คโทรด (Stand)	☐	☐	
		Turbidimeter			
☐	☐	16. ค่าความขุ่นที่ต่ำสุด (No Sample)	☐	☐	
☐	☐	17. ระดับการส่องสว่างของแสง (>= 2.5 ไม่เกิน 3.0)	☐	☐	
		Automatic titrator			
☐	☐	18. สภาพ Piston Burettes	☐	☐	
☐	☐	19. Function Rinsing and Dosing	☐	☐	
☐	☐	20. ระบบท่อสายยางและอุปกรณ์ประกอบ	☐	☐	

เพิ่มเติม/ข้อแนะนำ : * 656.1nm = 656.1nm

* 486.0nm = 485.7nm

Mr.Preecha Phooarsai

Service Engineer

บริษัท ดีเคเอสเอช เทคโนโลยี จำกัด
DKSH Technology Limited
2533 ถนนสุขุมวิท แขวงบางจาก เขตพระโขนง กรุงเทพมหานคร 10260
2533 Sukhumvit Road, Bangchak, Phrakhanong, Bangkok 10260
Phone: +66 2639 7000 Email: info.calibration@dksh.com Website: www.dksh.com/scientific-thailand

TECHNOLOGY PROMOTION ASSOCIATION (THAILAND-JAPAN)
CORPORATE SERVICES 3: EQUIPMENT CALIBRATION AND TESTING SERVICES
534/4 PATTANAKARN ROAD SOI 18, SUANLUANG, SUANLUANG BANGKOK 10250
TEL. 0-2717-3000-29 FAX. 0-2719-9484

NSC-TISI-TIS17025
CALIBRATION 0008

Cert.No.: 24CH96
Page.: 1 of 3

Certificate of Calibration

Equipment :	pH Meter
Manufacturer :	Mettler Toledo
Model :	SevenCompact S220
Serial No. :	C104059460
ID No. :	RYG_EN0183
Condition As-Received:	Used Item
Received Date :	18 January 2024
Calibration Date :	19 January 2024
Reference :	2401-0579DSC-2
Submitted by :	ALS Laboratory Group (Thailand) Co.,Ltd. (Rayong Branch) 616/10 Moo 5, T.Maenam Khu, A.Pluakdaeng, Rayong 21140, Thailand
Ambient Temperature :	(25 ± 2.5) °C
Relative Humidity :	(50 ± 15) %
Calibration Procedure :	In - house method : - CP-CH5 by direct measurement with standard voltage calibrator and direct measurement with certified reference material (CRM) - CP-CH8 by comparison with themperature standard

REVIEW BY N.Banyit
APPROVED BY [signature]
NEXT CAL. DATE 19/~~04~~ 07/25
TKU
13/6/24 ปรับความถี่ Cal

Calibrated by : Warakorn Lerngagtrakul

Approved by : Saithip
Approved Signatory

(✓) Saithip Meangmai
( ) Warakorn Lerngagtrakul
( ) Ponpan Paipim

Issue Date : 24 January 2024

The Uncertainties are for a confidence probability of approximately 95%

This certificate may not be reproduced other than in full, except with the prior written Approval of the head of Corporate Services 3 : Equipment Calibration and Testing Services.

A 0062854

Condition of this calibration result

1. Reference Standard Instrument

Instrument	Serial No.	ID No.	Cert. No.	Due Date
1) Document Process Calibrator	54030049	130RC116	23E2802	27 Aug 2024
2) Ref. Standard Thermometer	4982054	110RC044	23I908	26 July 2024

This certification is traceable to the International System of Unit maintained through:-
- Technology Promotion Association (Thailand-Japan)

2. Certified Reference Materials : The measurement results are traceable to SI through CPA chem Ltd., ANSI-ASQ National Accreditation Board, Accredited No. AR-1835

Buffer Solution	Manufacturer	Lot No.	Exp. date
pH 4.008	CPA chem	940102	27 Nov 2025
pH 6.986	CPA chem	940104	02 Nov 2024
pH 9.997	CPA chem	940106	02 Nov 2024

3. This certificate is valid only to the item calibrated on date and place of calibration.

Calibration Results

Function : mV Measurement

Performing standard curve by Fluke at pH (4,7,10)

Unit Under Calibration	Nominal Value	Standard Voltage Input	Actual Reading		Uncertainty of Measurement (±mV)	Coverage factor *k*
	pH	mV	mV	pH		
pH Meter	4.000	177.48	177.4	4.000	0.058	2.00
S/N.: C104059460	7.000	0.00	0.0	7.000	0.058	2.00
	10.000	-177.48	-177.5	10.000	0.058	2.00

Saithip

Calibration Results

Function : pH Measurement

Performing three buffers standard curve by using buffer nominal pH (4.01,7.00,10.01)

Unit Under Calibration	Standard pH Buffer Solution	Actual pH Reading	Actual mV Reading (mV)	Uncertainty of pH Measurement (±)	Coverage factor *k*
pH Electrode	4.008	4.013	176.0	0.0054	2.07
S/N.: 3225367	6.986	6.983	2.2	0.0084	2.00
	9.997	9.996	-174.1	0.0065	2.00

Function : Temperature Measurement

(*) Without adjustment

This equipment was connected with Temperature Probe;

- Model : InLab®Expert Pro-ISM
- Serial No. : 3225367

Dimension of probe

- Length : 120 mm.
- Diameter : 12 mm.
- Immersion Depth : 100 mm.

Calibration Point (°C)	Standard Temperature (°C)	UUC* Reading (°C)	Error (°C)	Uncertainty of measurement (± °C)	Coverage factor *k*
25.0	25.001	25.2	0.199	0.13	2.00

The reported uncertainty of measurement was based on a standard uncertainty multiplied by a coverage factor *k*, providing a level of confidence of approximately 95 %.

-o0o-

Sai Thip

a 1198288

TECHNOLOGY PROMOTION ASSOCIATION (THAILAND-JAPAN)
CORPORATE SERVICES 3: EQUIPMENT CALIBRATION AND TESTING SERVICES
534/4 PATTANAKARN ROAD SOI 18, SUANLUANG, SUANLUANG, BANGKOK 10250
TEL. 0-2717-3000-24 FAX. 0-2719-9484

NSC-TISI-TIS17025
CALIBRATION 0008

Certificate of Calibration

Certificate No. : 24E289

Equipment :	pH Meter
Manufacturer:	Mettler Toledo
Model :	SevenCompact S220
Serial No.:	C104059460
ID No.:	RYG_EN0183
Condition As-Received:	Used Item
Received Date:	18 January 2024
Calibration Date:	23 January 2024
Reference:	2401-0579DSC
Ambient Temperature:	(23 ± 2) °C
Relative Humidity:	(50 ± 10) %

This certificate may not be reproduced other than in full, except with the prior written approval of the head of Corporate Services 3: Equipment Calibration and Testing Services.

Submitted by: ALS Laboratory Group (Thailand) Co.,Ltd. (Rayong Branch)

616/10 Moo 5, T.Maenam Khu, A.Pluakdaeng,
Rayong 21140, Thailand

Procedure used: Calibration were conducted using calibration procedure No. CP-E17 According to EURAMET cg-15.

Condition of this result of calibration

1.Reference standards instruments :

Instrument	Model	Serial No.	Certificate No.	Due Date
1) Multi-Product Calibrator	5500A	6315011	E2U2300035	29 May 2024

2.This result of calibration was made on requested at the point specified by customer.

3.The certificate is valid only to the item calibrated on date and place of calibration.

4.This Certification is traceable to the International System of Unit maintained through:-

-NA Caltechnologies Co.,Ltd., ANAB Accredited No. Calibration AC-2658

Calibrated by : Wutchareeporn Wongchutikrane
Issue Date : 24 January 2024

Approved Signatory : _____

[ ] Phalinee Prabpaipal
[✓] Nuntawat Khamchai
[ ] Pongsagorn Boonyaporn

B 0333296

Result of calibration :- (*) Without adjustment ( ) After adjustment

Function: DC voltage measurement **Range:** 2000 mV

Standard Value (mV)	UUC* Reading (mV)	Error (mV)	Uncertainty (± μV)
-200.0000	-200.0	0.0	68
-150.0000	-150.0	0.0	65
-100.0000	-100.0	0.0	63
-50.0000	-50.0	0.0	61
0.0000	0.0	0.0	58
50.0000	50.0	0.0	61
100.0000	99.9	-0.1	63
150.0000	149.9	-0.1	65
200.0000	199.9	-0.1	68

The reported uncertainty of measurement was based on a standard uncertainty multiplied by a coverage factor *k*=2, providing a level of confidence of approximately 95 %

UUC* = Unit Under Calibration.

-o0o-

SCG

Metrology

SCI ECO Services Company Limited

33/2 Moo 3, T.Banpa, A.Kaengkhoi, Saraburi 18110, Thailand.

Saraburi Tel : +66 3627 3096 Fax : +66 3627 3100

Bangkok Tel : +668 9205 6851 , +669 8247 2360

Website : www.scieco.co.th E-Mail : calibrate@scg.com

NSC-TISI-TIS 17025
CALIBRATION 0244

Certificate of Calibration

Equipment	:	**Chamber (Cold Room)**
Manufacturer	:	**MODULAR**
Model	:	**IREVCOHCOO**
Serial No.	:	**C00351459**
Customer Code	:	**RYG_EN0184**
ID No.	:	**T1939A5**
Customer	:	**ALS Laboratory Group (Thailand) Co.,Ltd. (Rayong Branch)**
		616/10 Moo 5 T.Maenam Khu,
		A.Pluakdaeng, Rayong 21140
Customer Location	:	**Laboratory**
Date of Receipt	:	**5 June 2024**
Calibrated By	:	**Sujjar Naknakred (Site Calibration Manager)**
Approved By	:	**Preecha Phisassutthikul (Temperature Calibration Manager)**
Date of Issue	:	12 JUN 2024

REVIEW BY Thanitall.
APPROVED BY
NEXT CAL. DATE 11/12/25

The uncertainties are for a confidence probability of approximately 95%.

This Certificate is issued in accordance with the conditions of accreditation granted by the Thai Laboratory Accreditation Scheme which has assessed the measurement capability of the laboratory and its traceability to recognized national standards and to the units of measurement realized at the corresponding national standard laboratory. This certificate may not be reproduced other than in full except with the prior written approval of the Metrology.

Certificate No. T241120

Calibration Report

Equipment : **Chamber (Cold Room)**
Date of Calibration : **11 June 2024**
Environment : **Temperature : 23.1-24.1 °C**
Line Voltage : 222.3-226.3 V
Relative Humidity : 55 - 65 %RH

Condition of this results of calibration :

1. This equipment was calibrated by insert nine standard thermocouples type T into its chamber , the other one standard thermocouples type T use for ambient temperature measurement . The calibration was done in according to WI-T20 (based on ASTM E145-94 (Reapproved 2001) and AS2853-1986).
   All data show below were final values and the initial data from customer request . The temperature scale used was based on ITS - 90 .
2. Reference Standard Instrument :

Instrument	Model	Instrument No.	Certificate No.	Due Date
TC	TYPE T	TN161-TN170	T240713	19 April 2025
TC	TYPE T	TN171-TN180	T240713	19 April 2025
DATA LOGGER	34970A	T149	T240713	19 April 2025

3. This certificate is traceable to :
   National Institute of Metrology (Thailand) through Metrological Center (NSC-TISI-TIS 17025 CALIBRATION 0244.)
4. Condition of calibrated item : good
   Equipment Description :
   Time Constant 3 Hour 30 Minute At 3 °C
   Fresh Air Damper ☐ Open ☐ Min ☐ Medium ☐ Max
   ☐ Close
   ☒ Not Available
5. Adjustment :
   ( ) without adjustment (X) after adjustment

Approved By_____

Certificate No. T241120

Calibration Report

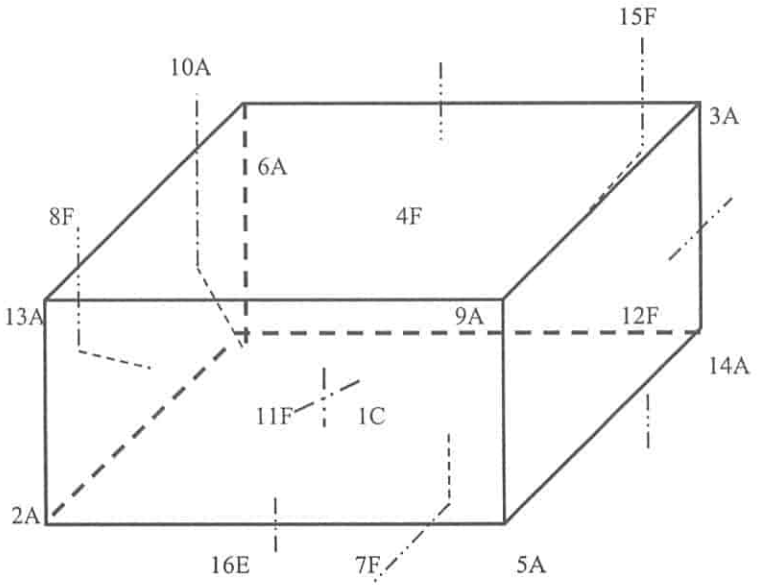

C = Centre , F = Centre of Face , A = Corner , E = Centre of Edge

1C	=	TN161
2A	=	TN162
3A	=	TN163
4F	=	TN164
5A	=	TN165
6A	=	TN166
7F	=	TN167
8F	=	TN168
9A	=	TN169
10A	=	TN170

11F	=	TN171
12F	=	TN172
13A	=	TN173
14A	=	TN174
15F	=	TN175
16E	=	TN176

Approved By._____

SCG

Metrology

SCI ECO Services Company Limited

33/2 Moo 3, T.Banpa, A.Kaengkhoi, Saraburi 18110, Thailand.

NSC-TISI-TIS 17025
CALIBRATION 0244

Certificate No. T241120

Calibration Report

Measurement Results:

	Average Standard Reading at each position (°C)									
Calibration Point	**TN161**	**TN162**	**TN163**	**TN164**	**TN165**	**TN166**	**TN167**	**TN168**	**TN169**	**TN170**
3	2.73	2.70	2.77	2.78	2.99	2.35	3.09	3.21	3.08	2.90
	TN171	**TN172**	**TN173**	**TN174**	**TN175**	**TN176**				
	3.39	3.01	2.92	2.81	3.42	3.42				

Chamber (Cold Room)			Temperature Distribution				
Setting (°C)	Reading (°C)		Average (°C)	Stability (± °C)	Uniformity (°C)	Uncertainty (± °C)	Coverage Factor *k*
	Min , Max	Average					
3.0	2.9 , 4.4	3.7	2.97	1.32	1.13	2.02	2.00

* The quoted uncertainty exclude " uniformity "

The calibration result apply only the above calibrated item.

The result of test was found accurate as shown on date and place of test only.

The reported expanded uncertainty is based on a standard uncertainty multiplied by a coverage factor *k* which for a t-distribution, providing a level of confidence of approximately 95 % .

Approved By. _____

TECHNOLOGY PROMOTION ASSOCIATION (THAILAND-JAPAN)
CORPORATE SERVICES 3: EQUIPMENT CALIBRATION AND TESTING SERVICES
534/4 PATTANAKARN ROAD SOI 18, SUANLUANG, SUANLUANG BANGKOK 10250
TEL.0-2717-3000-29 FAX.0-2719-9484

NSC-TISI-TIS17025
CALIBRATION 0008

Certificate of Calibration

Cert. No.: 25LM10
Page.: 1 of 2

REVIEW BY Photchana S.
APPROVED BY D. Khuwan
NEXT CAL DATE 20/07/26

Equipment :	DO Meter with Sensor
Manufacturer :	YSI
Model :	5000-115V
Serial No. :	15E102796
ID No. :	RYG_EN0032
Submitted by :	ALS Laboratory Group (Thailand) Co.,Ltd. (Rayong Branch) 616/10 Moo 5 T. Maenam Khu, A. Pluakdaeng, Rayong 21140 Thailand
Location :	TPA On Site Calibration Laboratory
Received Order :	17 January 2025
Calibrated Date :	20 January 2025
Ambient Temperature :	(26 ± 10) °C
Relative Humidity :	(50 ± 30) %
AC Line Voltage :	(220 ± 22) V
Calibrated by :	Warakorn Lerngagtrakul
Approved by :	Approved Signatory

( ) Chakrit Waewwanjua
(✓) Suwit Imjai
( ) Kunchit Promprat

Issue Date : 23 January 2025

The Uncertainties are for a confidence probability of approximately 95%

This certificate may not be reproduced other than in full, except with the prior written Approval of the head of Corporate Services 3 : Equipment Calibration and Testing Services.

Equipment : DO Meter with Sensor **Cert. No.:** 25LM10

Condition As-Received : Used Item **Page.:** 2 of 2

Reference : 2501-0600DSC-2

Procedure Used :-

Calibration were conducted using in-house calibration procedure CP-OT01 according to comparison with Industrial Platinum Resistance Thermometer (IPRT) into Temperature Bath.

The temperature scale used was based on ITS-90.

Condition of this result of calibration

1. Reference standard instrument:-

Instrument	Serial No.	Cert. No.	Traceable	Due Date
1) Digital Thermometer	2188080	24I1022	TPA	17 Sep 2025

2. This certificate is valid only to the item calibrated on date and place of calibration.
3. This certification is traceable to the International System of Unit.

Remark : TPA : Technology Promotion Association (Thailand - Japan)

Result of Calibration :- (*) Without Adjustment

Function : Temperature measurement.

This instrument was connected with temperature sensor, S/N.: 15E100464

Calibration Point (°C)	Immersion Depth (mm)	Standard Temperature (°C)	UUC* Reading (°C)	Error (°C)	Uncertainty (± °C)	Coverage Factor *k*
20.00	60	20.002	19.81	-0.192	0.15	2.00

UUC* : Unit Under Calibration

The reported uncertainty of measurement was based on a standard uncertainty multiplied by a coverage factor ***k***, providing a level of confidence of approximately 95 %.

-o0o-

TECHNOLOGY PROMOTION ASSOCIATION (THAILAND-JAPAN)
CORPORATE SERVICES 3 : EQUIPMENT CALIBRATION AND TESTING SERVICES
534/4 PATTANAKARN ROAD SOI 18, SUANLUANG, SUANLUANG BANGKOK 10250
TEL. 0-2717-3000 FAX. 0-2719-9484

Certificate of Testing

Equipment :	DO Meter
Manufacturer :	YSI
Model :	5000-115V
Serial No. :	15E102796
ID No. :	RYG_EN0032
Received Date :	17 January 2025
Test Date :	20 January 2025
Reference :	2501-0600DSC-1
Submitted by :	ALS Laboratory Group (Thailand) Co.,Ltd. (Rayong Branch) 616/10 Moo 5, T.Maenam Khu, A.Pluakdaeng, Rayong 21140, Thailand
Laboratory Condition :	Temperature (25 ± 5) °C Humidity (50 ± 20) %
Test Procedure :	In - house method : CP-CH9 by Comparison Technique with Azide Modification Method
Tested by :	Walalak Sirithean
Approved by :	Saithip Approved Signatory

( ) Pornthippa Tameyakul
( ) Ponpan Paipim
(✓) Saithip Meangmai

Issue Date : 21 January 2025

Condition of this result of calibration

1. Reference Standard Instruments :
   This certification is traceable to the International System of Unit through the reference standards laboratory of Industrial Calibration Center, Technology Promotion Association (Thailand-Japan).

Instruments	Serial No.	ID No.	Certificate No.	Due Date
1. Burette	-	130BU10	23CG1172	22 Mar 2025
2. Balance	14233821	110RC001	24MM131	04 July 2025

2. Standard Material :-

Material	Manufacturer	Lot.No.	Assay
Sodium Thiosulfate 5-Hydrate AR	KEMAUS	2203162447	99.6%

Result : **Dissolved Oxygen Meter Adjustment With Air 100 %**
Dissolved Oxygen Probe No.: 15E100464

Titration Method (Azide Modification Method) (mg/L)	**DO Meter Reading** (mg/L)	**Standard Deviation** (mg/L)
8.20	8.20	0.0084

This report was certified only for the instrument we tested.It is allowable to use for study Intend to use for advertising and referral purpose is prohibited.This report may not be reproduced other in full, without written approval of the laboratory

-o0o-

TECHNOLOGY PROMOTION ASSOCIATION (THAILAND-JAPAN)
CORPORATE SERVICES 3: EQUIPMENT CALIBRATION AND TESTING SERVICES
534/4 PATTANAKARN ROAD SOI 18, SUANLUANG, SUANLUANG BANGKOK 10250
TEL.0-2717-3000-29 FAX.0-2719-9484

NSC-TISI-TIS17025
CALIBRATION 0008

Certificate of Calibration

Cert. No.: 24TM1663
Page : 1 of 3

REVIEW BY ..... Thanita K.

APPROVED BY..... D. Khuman

NEXT CAL DATE..... 01/05/26

Equipment :	Low Temp. Incubator
Manufacturer :	Memmert
Model :	IPP750
Serial No. :	V818.0084
ID No. :	RYG_EN0154
Submitted by :	ALS Laboratory Group (Thailand) Co.,Ltd. Rayong Branch 616/10 Moo 5, T.Maenam Khu, A.Pluakdaeng, Rayong 21140, Thailand
Location :	BOD Room
Received Order :	01 November 2024
Calibration Date :	01 November 2024
Ambient Temperature :	(26 ± 10) °C
Relative Humidity :	(50 ± 30) %
AC Line Voltage :	(220 ± 22) V

Calibrated by : Krisda Malee

Approved by : Kunchit

Approved Signatory

( ) Ponpan Paipim
( ) Suwit Imjai
(✓) Kunchit Promprat

Issue Date : 07 November 2024

The Uncertainties are for a confidence probability of approximately 95%

This certificate may not be reproduced other than in full, except with the prior written Approval of the head of Corporate Services 3 : Equipment Calibration and Testing Services.

Equipment : Low Temp. Incubator **Cert. No.:** 24TM1663
Condition As-Received : Used Item **Page :** 2 of 3
Reference : 2411-0002OC-1

Procedure Used :-

Calibration were conducted using calibration procedure CP-OT02 based on TLAS G-20 according to direct measurement method with Data Acquisition which connected with Resistance Temperature Detector (RTD).

The temperature scale used was based on ITS-90.

Condition of this result of calibration

1. Reference standard instrument:-

Instrument	Serial No.	Cert. No.	Traceable	Due Date
1) Data Acquisition	MY44073381	24LM73	TPA	18 May 2025

2. This certificate is valid only to the item calibrated on date and place of calibration.
3. This certification is traceable to the International System of Unit.

Remark : TPA : Technology Promotion Association (Thailand - Japan)

Result of Calibration :- (*) Without Adjustment
Function of UUC* : Temperature Source
Fresh air setting : Close

Environment during calibration		
	Beginning	Finished
Temp. (°C)	24	25
REL.Humid. (%)	55	53
AC Supply (Volt)	220	221

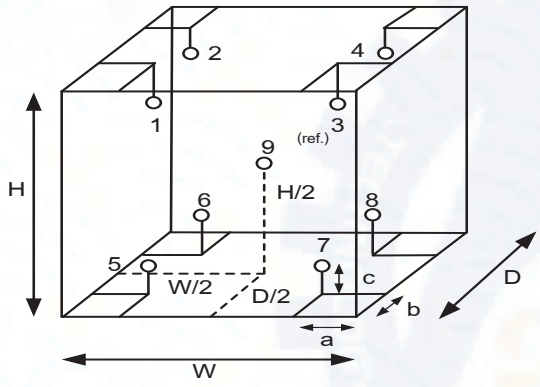

Position :	Ref. Std. ID No.:
1	1RTD-2/1
2	1RTD-2/2
3	22-01RTD-03
4	1RTD-2/4
5	1RTD-2/5
6	1RTD-2/6
7	23-01RTD-07
8	1RTD-2/8
9 (ref.)	23-01RTD-09

Probe Installation Details :

a =	10	cm
b =	10	cm
c =	10	cm

Dimension of Chamber :

D =	0.60	m
W =	1.0	m
H =	1.2	m
Capacity =	0.72	m^3

Equipment : Low Temp. Incubator
Condition As-Received : Used Item
Reference : 2411-0002OC-1
Result of Calibration :- (*) Without Adjustment
Function of UUC* : Temperature Source
Fresh air setting : Close

Cert. No.: 24TM1663

Calibration Point (°C)	UUC* Setting (°C)	UUC* Reading (°C)	Temperature stability (± °C)	Temperature uniformity (°C)	Overall Variation (°C)	Coverage Factor *k*
20.0	20.0	20.0	0.026	0.26	0.53	2

Calibration Point (°C)	Measured Temperature (°C) Position									Uncertainty (±°C)
	1	2	3	4	5	6	7	8	9 (ref.)	
20.0	20.071	19.915	20.273	20.179	19.977	19.782	20.056	20.026	20.033	0.30

Average* : The average of 30 values in each position.
Temperature stability : One-half of the greatest maximum difference of measured temperature at any one sensor.
Temperature uniformity : The maximum difference of measured temperatures at any sensors and the measured temperature at the reference location which are observed at the same time or at as close an observation time as possible to determine the temperature pattern or homogeneity within the chamber under steady-state conditions.
Overall Variation : The Difference of the maximum and minimum measured temperatures throughout observation.
UUC* : Unit Under Calibration
Note : The reported uncertainty of measurement was included stability and excluded uniformity .

The reported uncertainty of measurement was based on a standard uncertainty multiplied by a coverage factor ***k***, providing a level of confidence of approximately 95 %.

-o0o-

TECHNOLOGY PROMOTION ASSOCIATION (THAILAND-JAPAN)
CORPORATE SERVICES 3: EQUIPMENT CALIBRATION AND TESTING SERVICES
534/4 PATTANAKARN ROAD SOI 18, SUANLUANG, SUANLUANG BANGKOK 10250
TEL.0-2717-3000-29 FAX.0-2719-9484

NSC-TISI-TIS17025
CALIBRATION 0008

Certificate of Calibration

Cert.No.: 24CG3997
Page.: 1 of 2

REVIEW BY ……Thanita K.……

APPROVED BY……D. Khumon……

NEXT CAL DATE……21/10/25……

Equipment :	Burette
Capacity :	50 mL
Serial No. :	-
ID. No. :	RYG_EN0162
Manufacturer :	Witeg
Made in :	Germany
Submitted by :	ALS Laboratory Group (Thailand) Co.,Ltd. Rayong Branch 616/10 Moo 5, T.Maenam Khu, A.Pluakdaeng, Rayong 21140, Thailand
Ambient Temperature :	(20 ± 2.5) °C
Relative Humidity :	(50 ± 10) %
Barometric Pressure :	758 mmHg
Calibration Procedure :	ASTM E 542 - 01
Calibrated by :	Srisuda Khamtha
Approved by :	Ponpan Approved Signatory

( ) Srisuda Khamtha
(✓) Ponpan Paipim
( ) Unnopphol Harachai

Issue Date : 21 October 2024

The Uncertainties are for a confidence probability of approximately 95%

This certificate may not be reproduced other than in full, except with the prior written Approval of the head of Corporate Services 3 : Equipment Calibration and Testing Services.

Equipment : Burette
Received Date : 16 October 2024
Condition As-Received : Used Item
Calibration Date : 21 October 2024
Reference : 2410-0547DSC-1

Cert.No.: 24CG3997

Condition of this result of calibration

1. Reference Standard Instruments :

Instruments	Model	Serial No.	ID. No.	Certificate No.	Traceability	Due date
1) Balance	MS204TS	C226356983	140RC010	24MM603	TPA	10 Oct 2025
2) Thermo-Hygrograph	THDX-CE	00016540	140EC001	24H1153	TPA	10 June 2025
3) Thermometer	-	1594592	140EC010	24I175	TPA	20 Feb 2025

   This certification is traceable to SI Unit
2. The certificate is valid only to the item calibrated on date and place of calibration.
3. True value is converted to true volume at the standard temperature of 20 $^{\circ}$C

Calibration result :

Nominal capacity (mL)	Reading (mL)	Uncertainty (± mL)	*k* Factor
50	49.9643	0.010	2.00

Remark mL = cm^3

The reported uncertainty of measurement was based on a standard uncertainty multiplied by a coverage factor *k* , providing a level of confidence of approximately 95 %.

-o0o-

TECHNOLOGY PROMOTION ASSOCIATION (THAILAND-JAPAN)
CORPORATE SERVICES 3: EQUIPMENT CALIBRATION AND TESTING SERVICES
534/4 PATTANAKARN ROAD SOI 18, SUANLUANG, SUANLUANG BANGKOK 10250
TEL.0-2717-3000-29 FAX.0-2719-9484

NSC-TISI-TIS17025
CALIBRATION 0008

Certificate of Calibration

Cert.No.: 24CH889
Page.: 1 of 2

Equipment :	pH Meter
Manufacturer :	Mettler Toledo
Model :	Seven2Go S2
Serial No. :	C222171779
ID No. :	RYG_FS0594
Condition As-Received:	Used Item
Received Date :	26 July 2024
Calibration Date :	30 July 2024
Reference :	2407-0932DSC-1
Submitted by :	ALS Laboratory Group (Thailand) Co.,Ltd. Rayong Branch 616/10 Moo 5, T.Maenam Khu, A.Pluakdaeng, Rayong 21140, Thailand
Ambient Temperature :	(25 ± 2.5) °C
Relative Humidity :	(50 ± 15) %
Calibration Procedure :	In - house method : - CP-CH5 by direct measurement with DC voltage standard and direct measurement with certified reference material (CRM)

REVIEW BY Pitthaya T.

APPROVED BY Supt S

NEXT CAL DATE 29/7/25

Calibrated by : Warakorn Lerngagtrakul

Approved by : Saithip

Approved Signatory

( ) Unnopphol Harachai
( ) Ponpan Paipim
(✓) Saithip Meangmai

Issue Date : 30 July 2024

The Uncertainties are for a confidence probability of approximately 95%

This certificate may not be reproduced other than in full, except with the prior written Approval of the head of Corporate Services 3 : Equipment Calibration and Testing Services.

Condition of this calibration result

1. Reference Standard Instrument

Instrument	Serial No.	ID No.	Cert. No.	Due Date
1) Document Process Calibrator	54030049	130RC116	23E2802	27 Aug 2024

- This Certification is traceable to SI Throught Technology Promotion Association (Thailand - Japan)

2. Certified Reference Materials : The measurement results are traceable to SI through CPA chem Ltd., ANSI-ASQ National Accreditation Board, Accredited No. AR-1835

Buffer Solution	Manufacturer	Lot No.	Exp. date
pH 4.008	CPA chem	970851	25 Apr 2026
pH 6.986	CPA chem	970852	25 Apr 2025
pH 9.997	CPA chem	970853	25 Apr 2025

3. This certificate is valid only to the item calibrated on date and place of calibration.

Calibration Results

Function : mV Measurement

Performing standard curve by Document Process Calibrator at pH (4,7,10)

Unit Under Calibration	Nominal Value	Standard Voltage Input	Actual Reading		Uncertainty of Measurement (±mV)	Coverage factor *k*
	pH	mV	mV	pH		
pH Meter	4.00	177.48	177	4.00	0.58	2.00
S/N.: C222171779	7.00	0.00	0	7.00	0.58	2.00
	10.00	-177.48	-178	10.00	0.58	2.00

Function : pH Measurement

Performing three buffers standard curve by using buffer nominal pH (4,7,10)

Unit Under Calibration	Standard pH Buffer Solution	Actual pH Reading	Actual mV Reading (mV)	Uncertainty of pH Measurement (±)	Coverage factor *k*
pH Electrode	4.008	4.01	172	0.0071	2.00
S/N.: 3184175	6.986	6.99	-2	0.0099	2.00
	9.997	10.00	-174	0.0092	2.00

The reported uncertainty of measurement was based on a standard uncertainty multiplied by a coverage factor *k*, providing a level of confidence of approximately 95 %.

-o0o-

TECHNOLOGY PROMOTION ASSOCIATION (THAILAND-JAPAN)
CORPORATE SERVICES 3: EQUIPMENT CALIBRATION AND TESTING SERVICES
534/4 PATTANAKARN ROAD SOI 18, SUANLUANG, SUANLUANG BANGKOK 10250
TEL.0-2717-3000-29 FAX.0-2719-9484

NSC-TISI-TIS17025
CALIBRATION 0008

Certificate of Calibration

Cert. No.: 24LM120

Equipment :	pH Meter with Sensor
Manufacturer :	Mettler Toledo
Model :	Seve2Go S2
Serial No. :	C222171779
ID No. :	RYG_FS0594
Submitted by :	ALS Laboratory Group (Thailand) Co.,Ltd. Rayong Branch 616/10 Moo 5, T.Maenam Khu, A.Pluakdaeng, Rayong 21140, Thailand
Location :	TPA On Site Calibration Laboraotory
Received Order :	26 July 2024
Calibrated Date :	30 July 2024
Ambient Temperature :	(26 ± 10) °C
Relative Humidity :	(50 ± 30) %
AC Line Voltage :	(220 ± 22) V

Calibrated by : Warakorn Lerngagtrakul

Approved by : Kunchit

Approved Signatory

( ) Ponpan Paipim
( ) Suwit Imjai
(✓) Kunchit Promprat

Issue Date : 01 August 2024

The Uncertainties are for a confidence probability of approximately 95%

This certificate may not be reproduced other than in full, except with the prior written Approval of the head of Corporate Services 3 : Equipment Calibration and Testing Services.

Equipment : pH Meter with Sensor **Cert. No.:** 24LM120
Condition As-Received : Used Item
Reference : 2407-0932DSC-3

Procedure Used :-

Calibration were conducted using in-house calibration procedure CP-OT01 according to comparison with Industrial Platinum Resistance Thermometer (IPRT) into Temperature Bath.

The temperature scale used was based on ITS-90.

Condition of this result of calibration

1. Reference standard instrument:-

Instrument	Serial No.	Cert. No.	Traceable	Due Date
1) Digital Thermometer	3240076	24I317	TPA	21 Mar 2025

2. This certificate is valid only to the item calibrated on date and place of calibration.
3. This certification is traceable to the International System of Unit.

Remark : TPA : Technology Promotion Association (Thailand - Japan)

Result of Calibration :- (*) Without Adjustment

Function : Temperature measurement.

This instrument was connected with temperature sensor, S/N.: 3293237

Calibration Point (°C)	Immersion Depth (mm)	Standard Temperature (°C)	UUC* Reading (°C)	Error (°C)	Uncertainty (± °C)	Coverage Factor *k*
25.0	100	25.003	25.1	0.097	0.16	2.00
30.0	100	30.004	30.2	0.196	0.16	2.00
40.0	100	40.001	40.2	0.199	0.16	2.00
50.0	100	50.003	50.2	0.197	0.16	2.00

UUC* : Unit Under Calibration

The reported uncertainty of measurement was based on a standard uncertainty multiplied by a coverage factor ***k***, providing a level of confidence of approximately 95 %.

-o0o-

Accredited by

NSC-TISI-TIS 17025
Calibration 0426

Calibration certificate

Calibration Certificate No. 25BKL0004

Object	Electronic non-automatic weighing instrument
Manufacturer	Sartorius
Type	MSE224S-100-DU
Serial | QM Ident. no.	26207038 | RYG_EN0002
Customer	ALS Laboratory Group (Thailand) Co.,Ltd. (Rayong Branch) 616/10 Moo 5 T.Maenam Khu, A.Pluak Daeng, Rayong 21140, Thailand.
Order no.	2230
Number of pages	4
Date of calibration	20 Feb 2025

This calibration certificate documents the traceability to national standards.

Uncertainties of measurements are taken into account when only statements of compliance are made.

This certificate was prepared by Sartorius Corporation in accordance to the current ISO/IEC 17025:2017 standard and Sartorius Work Instruction (Method) SOP WI 08.

This certificate relate and apply this equipment only.

REVIEW BY ThanitaK.

APPROVED BY D.Thanon.

NEXT CAL DATE 20/02/26

This calibration certificate may not be reproduced other than in full except with the permission of NSC-TISI-TIS-17025 and the issuing laboratory. Calibration certificates without signature are not valid.

The user is obliged to have the object recalibrated at appropriate intervals.

Date	Approval of the Calibration Certificate	Person in charge
06 Mar 2025	Mr. Chonchai Inthana	Kachen Lalee

Calibration object

Single range instrument

Model	MSE224S-100-DU
Serial Number	26207038
QM Ident. no | Inventory no.	RYG_EN0002 | ---

Maximum capacity (Max. load)	220.0000 g
Measured range	220.0000 g
Scale interval	0.0001 g

Place of calibration

Address	According to page 1
Department | Cost center	Laboratory Department. | ---
Building | Floor	--- | 1st Floor.
Room	Balance Room.
Maximum temperature variation at place of calibration	5 K

Calibration procedure

EURAMET cg-18, V4.0 - Guidelines on the Calibration of Non-Automatic Weighing Instruments

Test equipment

Test equipment type	Test equipment ID	Valid until
Thermometer	MHB-382SD s/nB011342 Traceable to SI unit through DKSH	21 Aug 2025
Test weight set OIML R111 E2	Certificate No.M2308197S ,E2(Traceable to SI unit through TCS)	23 Aug 2025

Adjustment Status

The measuring device was internally adjusted before the calibration.

Environmental and measuring conditions

Date of calibration	20 Feb 2025
Temperature at place of calibration | Temp. diff. $T_{weights}$ - T_{place}	24.4 °C | 0.6 K
Measuring conditions	The installation site is suitable. The device was levelled. Balance was loaded up to Max before test.
Comments	Humidity 50.2 %RH.

Measurement results | Measurement uncertainties

Repeatability

Test load (nominal): 10 g | 200 g

	10 g	200 g
1	10.0000 g	200.0000 g
2	10.0000 g	200.0001 g
3	10.0001 g	200.0001 g
4	10.0000 g	200.0000 g
5	10.0001 g	200.0000 g
6	10.0001 g	200.0001 g
7	10.0000 g	200.0000 g
8	10.0000 g	200.0001 g
9	10.0001 g	200.0000 g
10	10.0000 g	200.0000 g
	s = 0.00005 g	s = 0.00005 g

Eccentricity

Test load (nominal):	**100 g**
Center	100.0000 g
Front left	99.9998 g
Back left	100.0000 g
Back right	100.0000 g
Front right	100.0000 g
Maximum deviation from centric loading indication $\lvert\Delta I_{ecc}\rvert_{max}$ = 0.0002 g	

Error of indication

Testload L	Indication I	Error E	Expansion factor k	Uncertainty $U(E)$	Uncertainty relative $U_{rel}(E)$
0.0100 g	0.0100 g	0.0000 g	2.00	0.00013 g	1.3 %
0.1000 g	0.1000 g	0.0000 g	2.00	0.00013 g	0.13 %
0.5000 g	0.5000 g	0.0000 g	2.00	0.00013 g	0.027 %
1.0000 g	1.0000 g	0.0000 g	2.00	0.00013 g	0.013 %
5.0000 g	5.0000 g	0.0000 g	2.00	0.00014 g	0.0027 %
10.0000 g	10.0000 g	0.0000 g	2.00	0.00014 g	0.0014 %
20.0000 g	20.0000 g	0.0000 g	2.00	0.00014 g	0.00072 %
50.0000 g	50.0000 g	0.0000 g	2.00	0.00016 g	0.00032 %
100.0000 g	100.0001 g	0.0001 g	2.00	0.00021 g	0.00021 %
200.0000 g	200.0000 g	0.0000 g	2.00	0.00034 g	0.00017 %
220.0000 g	220.0000 g	0.0000 g	2.00	0.00039 g	0.00018 %
Maximum error of indication		$\lvert E\rvert_{max}$ = 0.0001 g			

$U_{rel}(E)$ is the quotient of $U(E)$ and test load L. The uncertainty of measurement $U(E)$ is valid only if error E is considered. You will find reference notes on the uncertainty of measurement in use under: Appendix to the calibration certificate | Interpretation of measurement results.
Reference note: The reported expanded uncertainty of measurement is stated as the standard uncertainty of measurement multiplied by the documented Expansion factor, determined in accordance with the European Calibration Guideline EURAMET cg-18, V4.0. There is a 95 % probability that the value of the measurand will be in the assigned value range.

End of calibration certificate

Uncertainty of measurement in use

Device adjusted before measurement	Yes
Temperature deviation considered	1.5 K (isoCAL active)
Temperature coefficient considered	$1 \cdot 10^{-6}$/K
Uncertainty of the weighing result $U_{gl}(W)$	**$U_{gl}(W) = 0.00013\ g + 3.95 \cdot 10^{-6} \cdot R$**

Reference note: The current uncertainty of measurement is calculated by entering of the reading *R* into this formula. In relation to this, there is no need for a correction of the indication error. The reported expanded uncertainty of measurement is stated as the standard uncertainty of measurement multiplied with an Expansion factor of 2, determined in accordance with the European Calibration Guideline EURAMET cg-18, V4.0. There is a 95 % probability that the value of the measurand will be in the assigned value range.

Indication in % from max load	Net indication *R*	Uncertainty $U_{gl}(W)$	Uncertainty relative $U_{gl}(W)_{rel}$
1 %	2.2000 g	0.00014 g	0.0063 %
25 %	55.0000 g	0.00035 g	0.00063 %
50 %	110.0000 g	0.00056 g	0.00051 %
75 %	165.0000 g	0.00078 g	0.00047 %
100 %	220.0000 g	0.00100 g	0.00045 %

Graphic realization of the relative uncertainty of measurement | process accuracy

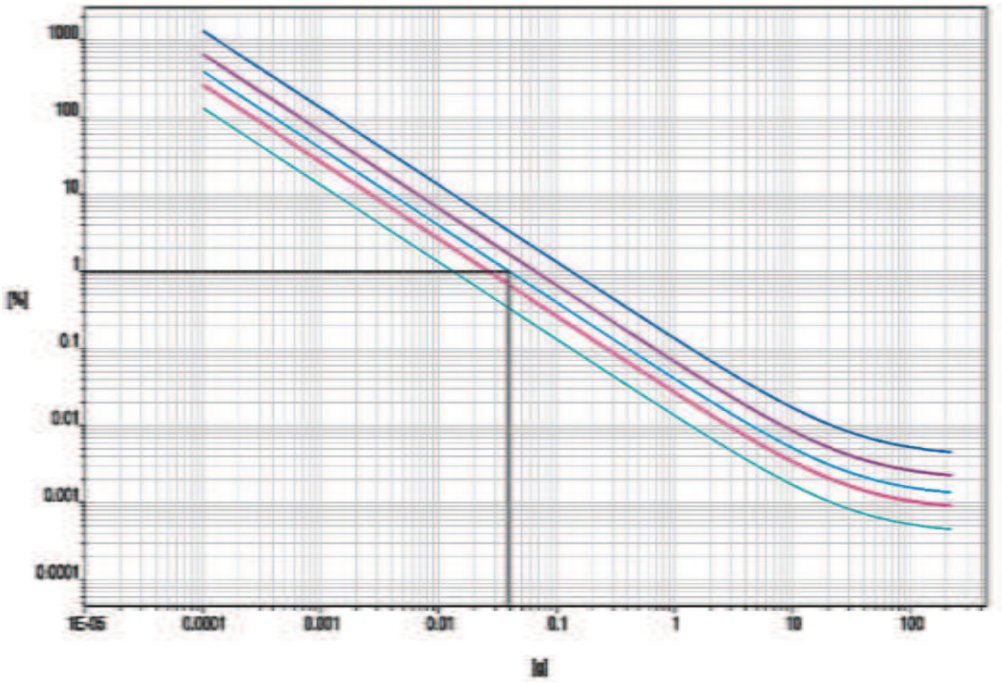

Safety factor
10
5
3
2
1

Displayed example

Process accuracy	1.00 %
Safety factor	3
Minimum sample weight	0.0395 g

TECHNOLOGY PROMOTION ASSOCIATION (THAILAND-JAPAN)
CORPORATE SERVICES 3: EQUIPMENT CALIBRATION AND TESTING SERVICES
534/4 PATTANAKARN ROAD SOI 18, SUANLUANG, SUANLUANG BANGKOK 10250
TEL.0-2717-3000-29 FAX.0-2719-9484

NSC-TISI-TIS17025
CALIBRATION 0008

Certificate of Calibration

Cert. No.: 24TM632
Page : 1 of 3

REVIEW BY ThanitaK.

APPROVED BY D. Khunon.

NEXT CAL DATE 21/09/25

Equipment :	Hot Air Oven
Manufacturer :	Memmert
Model :	UFE 500
Serial No. :	G511.1572
ID No. :	RYG_EN0010
Submitted by :	ALS Laboratory Group (Thailand) Co.,Ltd. (Rayong Branch) 616/10 Moo 5 T. Maenam Khu, A. Pluakdaeng, Rayong 21140 Thailand
Location :	Oven Room
Received Order :	21 March 2024
Calibration Date :	21 March 2024
Ambient Temperature :	(26 ± 10) °C
Relative Humidity :	(50 ± 30) %
Calibrated by :	Man Pattanapongpaiboon
Approved by :	Approved Signatory

( ) Pornthippa Tameyakul
( ) Unnopphol Harachai
(✓) Suwit Imjai

Issue Date : 22 March 2024

The Uncertainties are for a confidence probability of approximately 95%

This certificate may not be reproduced other than in full, except with the prior written Approval of the head of Corporate Services 3 : Equipment Calibration and Testing Services.

Equipment : Hot Air Oven
Condition As-Received : Used Item
Reference : 2403-0563OC-1

Cert. No.: 24TM632

Procedure Used :-

Calibration were conducted using calibration procedure CP-OT02 according to direct measurement method with Data Acquisition which connected with Resistance Temperature Detector (RTD) and Thermocouple Type T.

The temperature scale used was based on ITS-90.

Condition of this result of calibration

1. Reference standard instrument:-

Instrument	Serial No.	Cert. No.	Traceable	Due Date
1) Data Acquisition	MY57013711	23LM115	TPA	11 Jul 2024

2. This certificate is valid only to the item calibrated on date and place of calibration.
3. This certification is traceable to the International System of Unit.

Remark : TPA : Technology Promotion Association (Thailand - Japan)

Result of Calibration :- (*) Without Adjustment
Function of UUC* : Temperature Source
Fresh air setting : Close

Environment during calibration		
	Beginning	**Finished**
Temp. (°C)	27	27
REL.Humid. (%)	57	59
AC Supply (Volt)	222	224

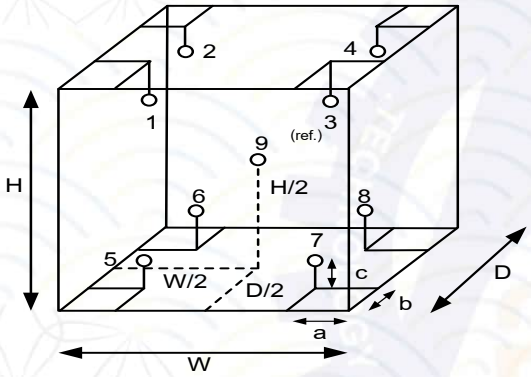

Position :	**Ref. Std. ID No.: @ Calibration Point**	
	(180) °C	**(104) °C**
1	18-18TC-01	18-18RTD-01
2	18-18TC-02	18-18RTD-02
3	18-18TC-03	18-18RTD-03
4	18-18TC-04	18-18RTD-04
5	18-18TC-05	18-18RTD-05
6	18-18TC-06	23-18RTD-06
7	18-18TC-07	18-18RTD-07
8	18-18TC-08	22-18RTD-08
9 (ref.)	18-18TC-09	18-18RTD-09

Probe Installation Details :

a =	5.0	cm
b =	5.0	cm
c =	5.0	cm

Dimension of Chamber :

D =	0.40	m
W =	0.56	m
H =	0.48	m
Capacity =	0.11	m^3

Equipment : Hot Air Oven
Condition As-Received : Used Item
Reference : 2403-0563OC-1
Result of Calibration :- (*) Without Adjustment
Function of UUC* : Temperature Source
Fresh air setting : Close

Cert. No.: 24TM632

Calibration Point (°C)	UUC* Setting (°C)	UUC* Reading (°C)	Temperature stability (± °C)	Temperature uniformity (°C)	Overall Variation (°C)	Coverage Factor *k*
104.0	104.0	104.0	0.051	0.59	0.62	2
180.0	180.0	180.0	0.15	1.3	1.7	2

Calibration Point (°C)	Measured Temperature (°C) Position									Uncertainty (±°C)
	1	2	3	4	5	6	7	8	9 (ref.)	
104.0	103.921	103.786	103.757	103.759	103.950	103.817	104.213	103.672	103.673	0.42
180.0	179.614	179.270	179.145	179.599	180.001	180.423	180.293	180.629	179.429	1.1

Average* : The average of 30 values in each position.
Temperature stability : One-half of the greatest maximum difference of measured temperature at any one sensor.
Temperature uniformity : The maximum difference of measured temperatures at any sensors and the measured temperature at the reference location which are observed at the same time or at as close an observation time as possible to determine the temperature pattern or homogeneity within the chamber under steady-state conditions.
Overall Variation : The Difference of the maximum and minimum measured temperatures throughout observation.
UUC* : Unit Under Calibration
Note : The reported uncertainty of measurement was included stability and excluded uniformity .

The reported uncertainty of measurement was based on a standard uncertainty multiplied by a coverage factor ***k***, providing a level of confidence of approximately 95 %.

-o0o-

TECHNOLOGY PROMOTION ASSOCIATION (THAILAND-JAPAN)
CORPORATE SERVICES 3: EQUIPMENT CALIBRATION AND TESTING SERVICES
534/4 PATTANAKARN ROAD SOI 18, SUANLUANG, SUANLUANG BANGKOK 10250
TEL.0-2717-3000-29 FAX.0-2719-9484

NSC-TISI-TIS17025
CALIBRATION 0008

Certificate of Calibration

Cert.No.: 24CG3711
Page.: 1 of 2

REVIEW BY ..... Thanita K.

APPROVED BY.....

NEXT CAL DATE..... 24/09/25

Equipment :	Burette
Capacity :	50 mL
Serial No. :	-
ID. No. :	RYG_EN0216
Manufacturer :	Witeg
Made in :	Germany
Submitted by :	ALS Laboratory Group (Thailand) Co.,Ltd. Rayong Branch 616/10 Moo 5, T.Maenam Khu, A.Pluakdaeng Rayong 21140, Thailand
Ambient Temperature :	(20 ± 2.5) °C
Relative Humidity :	(50 ± 10) %
Barometric Pressure :	756 mmHg
Calibration Procedure :	ASTM E 542 - 01
Calibrated by :	Sa-ngeunkam Wongsa
Approved by :	Approved Signatory

(✓) Srisuda Khamtha
( ) Ponpan Paipim
( ) Unnopphol Harachai

Issue Date : 24 September 2024

The Uncertainties are for a confidence probability of approximately 95%

This certificate may not be reproduced other than in full, except with the prior written Approval of the head of Corporate Services 3 : Equipment Calibration and Testing Services.

Equipment : Burette
Received Date : 19 September 2024
Condition As-Received : Used Item
Calibration Date : 24 September 2024
Reference : 2409-0756DSC-3

Cert.No.: 24CG3711

Condition of this result of calibration

1. Reference Standard Instruments :

Instruments	Model	Serial No.	ID. No.	Certificate No.	Traceability	Due date
1) Balance	XP205	B134206712	140RC007	24MM316	TPA	15 July 2025
2) Data Logger	HL-20D	20683159	140EC012	23H2174	TPA	10 Oct 2024
3) Thermometer	-	1594592	140EC010	24I175	TPA	20 Feb 2025

This certification is traceable to SI Unit

2. The certificate is valid only to the item calibrated on date and place of calibration.
3. True value is converted to true volume at the standard temperature of 20 $^{\circ}$C

Calibration result :

Nominal capacity (mL)	Reading (mL)	Uncertainty (± mL)	*k* Factor
10	10.0259	0.0082	2.00
20	20.0214	0.0085	2.00
30	30.0006	0.0089	2.00
40	40.0003	0.0094	2.00
50	49.9988	0.011	2.00

Remark mL = cm^3

The reported uncertainty of measurement was based on a standard uncertainty multiplied by a coverage factor *k* , providing a level of confidence of approximately 95 %.

-o0o-

DKSH

Certificate of Calibration

Represent to Certificate of Calibration No. C29240007

Equipment:	Block Digestion Unit	Certificate No.:	C29240011
Model:	KT-20s	Issued Date:	22 March 2024
Serial No. (or ID.):	5720210009/5770200073	Job No.:	WO-00020429
Manufacturer:	Gerhardt	Page:	1 of 4
Condition:	In Condition	Digestion Block:	20 holes.

Customer: ALS Laboratory Group (Thailand) Co.,Ltd. (Rayong Branch)
616/10 Moo 5 T.Maenam Khu, A.Pluakdaeng, Rayong 21140, Thailand.

Environment Condition:	Temperature:	25 °C	±	0.7 °C
	Humidity:	54 %RH	±	4.1 %RH
	Voltage:	225 VAC	±	1.7 VAC

REVIEW BY N.Bannit
APPROVED BY [signature]
NEXT CAL. DATE 11/~~03~~ 09/25 TKU
13/6/24 ปรับความถี่ Cal

Calibration Place: ALS Laboratory Group (Thailand) Co.,Ltd. (Rayong Branch)
(Wet Chemistry Lab)
616/10 Moo 5 T.Maenam Khu, A.Pluakdaeng, Rayong 21140, Thailand.

Calibration By: Mr. Thanathorn Phunook

Calibration Date: *11 March 2024*

The Method used: In house method, base on by comparison with standard

Traceability: This certificate is traceable to the SI Units maintained by National Institute of Metrology (NIMT), Thailand through N.M. Technical Center Laboratory (NTL) Certificate No.: TC22/0080

(Mr. Thanathorn Phunook)
Person in charge

(Mr. Udon Srichana)
Authorized signatory

This certificate is issued the units of measurement according to the International System of Units (SI). It provides traceability of measurement to international or national standard or other recognized national standard laboratories.

The measurement uncertainty stated is the expanded uncertainty which is obtained from the standard uncertainty multiplied by the coverage factor (k=2) to provide a level of confidence of approximately 95%. It is determined in accordance with the Guide to Expression of Uncertainty in Measurement (GUM).

These results may be affected by deviations from specified conditions. The results relate only to the items tested, calibrated or sampled. The report shall not be reproduced except in full without approval of DKSH Technology Limited.

บริษัท ดีเคเอสเอช เทคโนโลยี จำกัด
DKSH Technology Limited
2533 ถนนสุขุมวิท แขวงบางจาก เขตพระโขนง กรุงเทพมหานคร 10260
2533 Sukhumvit Road, Bangchak, Phrakhanong, Bangkok 10260
Phone: +66 2639 7000 Email: info.calibration@dksh.com Website: www.dksh.com/scientific-thailand

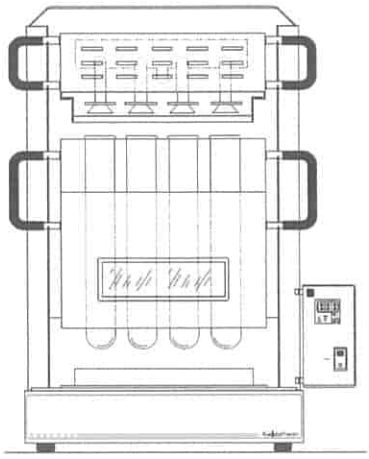

Fig. 1.: Front view

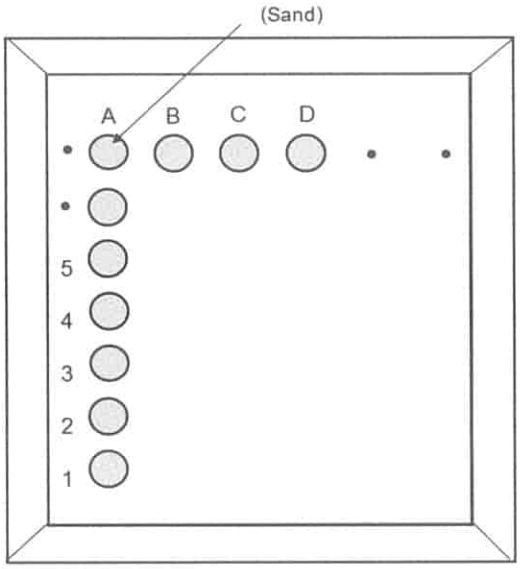

Location of standard

Fig. 2.: Digestion block

Definitions

Indicating Temperature: The average reading of indicating device which forms the integral part of the Digestion block.

Measured Temperature: The average reading of working standard at any positions or location.

Calibration Results:

Pre Calibrtion

Locations	Desired (°C)	Setting (°C)	Indicating (°C)	Measured Temperature (°C)	Correction of UUC. (°C)	Uncertainty (± °C)
A1	380	380	380	401.5	21.5	1.5
A2				401.2	21.2	1.5
A3				399.1	19.1	1.5
A4				397.8	17.8	1.5
A5				395.1	15.1	1.5
B1				396.6	16.6	1.5
B2				396.1	16.1	1.5
B3				392.9	12.9	1.5
B4				391.6	11.6	1.5
B5				390.7	10.7	1.5
C1				395.3	15.3	1.5
C2				395.6	15.6	1.5
C3				392.8	12.8	1.5
C4				391.7	11.7	1.5
C5				390.3	10.3	1.5
D1				397.6	17.6	1.5
D2				396.6	16.6	1.5
D3				395.0	15.0	1.5
D4				394.2	14.2	1.5
D5				393.6	13.6	1.5

บริษัท ดีเคเอสเอช เทคโนโลยี จำกัด
DKSH Technology Limited
2533 ถนนสุขุมวิท แขวงบางจาก เขตพระโขนง กรุงเทพมหานคร 10260
2533 Sukhumvit Road, Bangchak, Phrakhanong, Bangkok 10260
Phone: +66 2639 7000 Email: info.calibration@dksh.com Website: www.dksh.com/scientific-thailand

Calibration Results:

Without adjustment

Locations	Desired (°C)	Setting (°C)	Indicating (°C)	Measured Temperature (°C)	Correction of UUC. (°C)	Uncertainty (± °C)
A1	380	365	365	382.5	17.5	1.5
A2				382.4	17.4	1.5
A3				382.1	17.1	1.5
A4				379.7	14.7	1.5
A5				378.3	13.3	1.5
B1				380.1	15.1	1.5
B2				380.1	15.1	1.5
B3				378.5	13.5	1.5
B4				378.3	13.3	1.5
B5				379.1	14.1	1.5
C1				380.1	15.1	1.5
C2				380.1	15.1	1.5
C3				378.9	13.9	1.5
C4				378.2	13.2	1.5
C5				377.3	12.3	1.5
D1				380.5	15.5	1.5
D2				380.6	15.6	1.5
D3				378.1	13.1	1.5
D4				378.7	13.7	1.5
D5				377.7	12.7	1.5

The End of Certificate

บริษัท ดีเคเอสเอช เทคโนโลยี จำกัด
DKSH Technology Limited
2533 ถนนสุขุมวิท แขวงบางจาก เขตพระโขนง กรุงเทพมหานคร 10260
2533 Sukhumvit Road, Bangchak, Phrakhanong, Bangkok 10260
Phone: +66 2639 7000 Email: info.calibration@dksh.com Website: www.dksh.com/scientific-thailand

ใบตรวจสอบสภาพเครื่องควบคุมอุณหภูมิ

เลขที่ใบงาน: WO-00020429

ชนิดเครื่องมือ: Block Digestion Unit รุ่น: KT-20s

หมายเลขเครื่อง: 5720210009/5770200073

ตรวจสอบ (รับ) 11 Mar 2024		รายการตรวจเช็ค	ตรวจสอบ (ส่ง) 11 Mar 2024		หมายเหตุ
ปกติ	ไม่ปกติ		ปกติ	ไม่ปกติ	
		General			
☑	☐	1. สายไฟ	☑	☐	
☑	☐	2. การทำงาน Main Switch	☑	☐	
☑	☐	3. การทำงาน Selector Key	☑	☐	
☑	☐	4. การแสดงผล Display	☑	☐	
☑	☐	5. สภาพ Hole	☑	☐	
☐	☐	6. สภาพฝาปิด	☐	☐	ไม่มี
☑	☐	7. สภาพตัวเครื่อง	☑	☐	
☑	☐	8. สภาวะแวดล้อม ณ สถานที่ตั้งเครื่อง	☑	☐	

ข้อแนะนำ : _____

_____

_____

Mr. Thanathorn Phunook

Service Engineer

บริษัท ดีเคเอสเอช เทคโนโลยี จำกัด
DKSH Technology Limited
2533 ถนนสุขุมวิท แขวงบางจาก เขตพระโขนง กรุงเทพมหานคร 10260
2533 Sukhumvit Road, Bangchak, Phrakhanong, Bangkok 10260
Phone: +66 2639 7000 Email: info.calibration@dksh.com Website: www.dksh.com/scientific-thailand

Delivering Growth – in Asia and Beyond.

SCG

Metrology

SCI ECO Services Company Limited

33/2 Moo 3, T.Banpa, A.Kaengkhoi, Saraburi 18110, Thailand.
Saraburi Tel : +66 3627 3096 Fax : +66 3627 3100
Bangkok Tel : +668 9205 6851 , +669 8247 2360
Website : www.scieco.co.th E-Mail : calibrate@scg.com

NSC-TISI-TIS 17025
CALIBRATION 0244

Certificate of Calibration

Equipment	:	**Chamber (Oven)**
Manufacturer	:	**MEMMERT**
Model	:	**UF 110**
Serial No.	:	**B423.0853**
Customer Code	:	**RYG_EN0213**
ID No.	:	**T5884A5**
Customer	:	**ALS Laboratory Group (Thailand) Co.,Ltd. (Rayong Branch)**
		616/10 Moo 5 T.Maenam Khu,
		A.Pluakdaeng, Rayong 21140
Customer Location	:	**ENVIRONMENT LABORATORY**
Date of Receipt	:	**12 March 2025**
Calibrated By	:	**Sujjar Naknakred (Site Calibration Manager)**
Approved By	:	**Boonchai Suriyawong (Site Calibration Manager)**
Date of Issue	:	21 MAR 2025

REVIEW BY Thanitall.
APPROVED BY
NEXT CAL. DATE 19/03/26.

The uncertainties are for a confidence probability of approximately 95%.

This Certificate is issued in accordance with the conditions of accreditation granted by the Thai Laboratory Accreditation Scheme which has assessed the measurement capability of the laboratory and its traceability to recognized national standards and to the units of measurement realized at the corresponding national standard laboratory. This certificate may not be reproduced other than in full except with the prior written approval of the Metrology.

Certificate No. T250454

Calibration Report

Equipment : **Chamber (Oven)**
Date of Calibration : **19 March 2025**
Environment : **Temperature : 26.5-26.9 °C**
Line Voltage : 223.9-231.3 V
Relative Humidity : 55 - 65 %RH

Condition of this results of calibration :

1. This equipment was calibrated by insert nine resistance thermometer detectors into its chamber , the other one resistance thermometer detector use for ambient temperature measurement . The calibration was done in according to WI-T20 (based on ASTM E145-94 (Reapproved 2019) and AS2853-1986).
   All data show below were final values and the initial data from customer request . The temperature scale used was based on ITS - 90 .
2. Reference Standard Instrument :

Instrument	Model	Instrument No.	Certificate No.	Due Date
RTD	100 ohm	27-(CH1-10)	T240709	19 April 2025
DATA LOGGER	34970A	T149	T240709	19 April 2025

3. This certificate is traceable to :
   National Institute of Metrology (Thailand) through Metrological Center (NSC-TISI-TIS 17025 CALIBRATION 0244.)
4. Condition of calibrated item : good
   Equipment Description :
   Time Constant 1 Hour 44 Minute At 104 °C
   Fresh Air Damper ☐ Open ☐ Min ☐ Medium ☐ Max
   ☒ Close
   ☐ Not Available
5. Adjustment :
   ( ) without adjustment (X) after adjustment

Approved By._____

Metrology
SCI ECO Services Company Limited
33/2 Moo 3, T.Banpa, A.Kaengkhoi, Saraburi 18110, Thailand.

NSC-TISI-TIS 17025
CALIBRATION 0244

Certificate No. T250454

Calibration Report

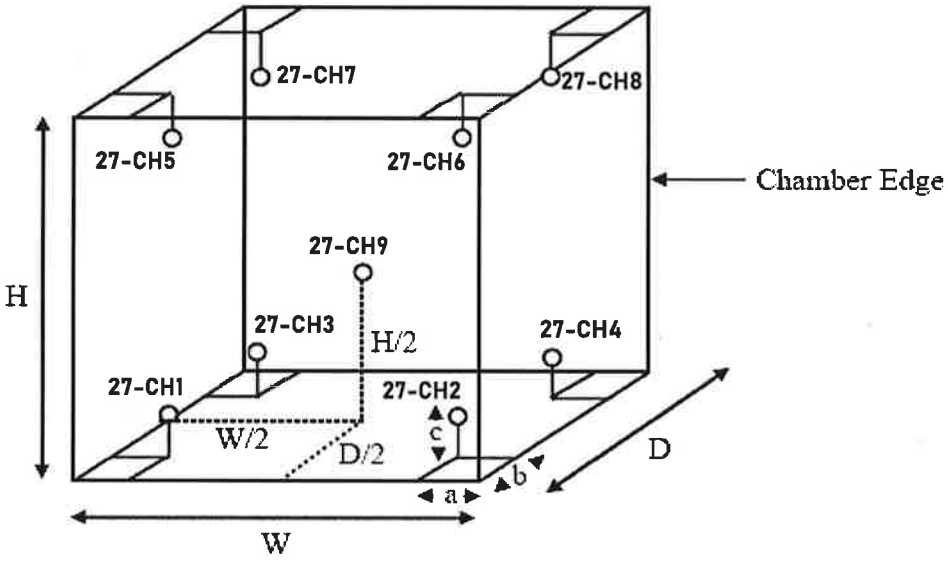

Remark : Internal Dimensions of Chamber : W (Width) = 56 cm. , H (Height) = 48 cm. and D (Depth) = 40 cm.

Size of Installed Standard sensor number 27-CH1 to number 27-CH8 : a = 5 cm. ,b = 5 cm. and c = 5 cm.

Size of Installed Standard sensor number 27-CH9 : W/2 = 56 cm./2 , H/2 = 48 cm./2 and D/2 = 40cm./2

Measurement Results

	Average Standard Reading at each position (°C)								
Calibration Point	**27-CH1**	**27-CH2**	**27-CH3**	**27-CH4**	**27-CH5**	**27-CH6**	**27-CH7**	**27-CH8**	**27-CH9**
104	103.84	104.10	104.10	104.48	103.73	104.14	103.95	103.57	104.22
180	179.41	179.92	180.80	181.37	179.54	179.52	179.82	179.41	180.31

Chamber (Oven)			Temperature Distribution				
Setting °C	Reading (°C)		Average (°C)	Stability (± °C)	Uniformity (°C)	Uncertainty (± °C)	Coverage Factor *k*
	Min , Max	Average					
104.0	103.9 , 104.1	104.0	104.01	0.08	0.65	0.42	2.00
180.0	-	180.0	180.01	0.17	1.26	0.49	2.00

* The quoted uncertainty exclude "uniformity"

The calibration result apply only the above calibrated item.

The result of test was found accurate as shown on date and place of test only.

The reported expanded uncertainty is based on a standard uncertainty multiplied by a coverage factor k which for a t-distribution, providing a level of confidence of approximately 95 % .

End of Certificate.

Approved By.

TECHNOLOGY PROMOTION ASSOCIATION (THAILAND-JAPAN)
CORPORATE SERVICES 3: EQUIPMENT CALIBRATION AND TESTING SERVICES
534/4 PATTANAKARN ROAD SOI 18, SUANLUANG, SUANLUANG BANGKOK 10250
TEL.0-2717-3000-29 FAX.0-2719-9484

NSC-TISI-TIS17025
CALIBRATION 0008

Certificate of Calibration

Cert. No.: 24TM635

Equipment :	Water Bath
Manufacturer :	Memmert
Model :	WNB22
Serial No. :	L513.0648
ID No. :	RYG_EN0061

REVIEW BY ..... Thanita K.

APPROVED BY..... D. Thanon.

NEXT CAL DATE..... 21/09/25

Submitted by : ALS Laboratory Group (Thailand) Co.,Ltd. (Rayong Branch)
616/10 Moo 5, T. Maenam Khu,
A. Pluakdaeng,
Rayong 21140, Thailand

Location : Wet Chemistry Lab

Received Order : 21 March 2024
Calibration Date : 21 March 2024
Ambient Temperature : (26 ± 10) °C
Relative Humidity : (50 ± 30) %

Calibrated by : Man Pattanapongpaiboon

Approved by : S.Yamit

Approved Signatory

( ) Pornthippa Tameyakul
( ) Unnopphol Harachai
(✓) Suwit Imjai

Issue Date : 23 March 2024

The Uncertainties are for a confidence probability of approximately 95%

This certificate may not be reproduced other than in full, except with the prior written Approval of the head of Corporate Services 3 : Equipment Calibration and Testing Services.

Equipment : Water Bath **Cert. No.:** 24TM635

Condition As-Received : Used Item

Reference : 2403-0563OC-4

Procedure Used :-

Calibration were conducted using in-house calibration procedure CP-OT04 Based on ASTM E715 according to direct measurement method with Data Acquisition which connected with Industrial Platinum Resistance Thermometer (IPRT).

The temperature scale used was based on ITS-90.

Condition of this result of calibration

1. Reference standard instrument:-

Instrument	Serial No.	Cert. No.	Traceable	Due Date
1) Data Acquisition	MY57013711	23LM115	TPA	11 Jul 2024

2. This certificate is valid only to the item calibrated on date and place of calibration.
3. This certification is traceable to the International System of Unit.

Remark : TPA : Technology Promotion Association (Thailand - Japan)

Result of Calibration :- (*) Without Adjustment

Function of UUC* : Temperature Source

Heat transfer medium used : Water

	Environmental		AC Voltage Supply
	(°C)	(%R.H.)	(Volt)
Beginning of Calibration	25	55	222
Finished of Calibration	25	57	223

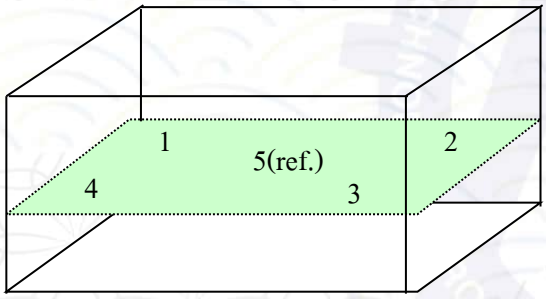

Front

Position :	Ref. Std. ID No.:
1	4803988-001
2	4803988-002
3	4803988-003
4	4803988-004
5(ref.)	4803988-005

Equipment : Water Bath
Condition As-Received : Used Item
Reference : 2403-0563OC-4
Result of Calibration :- (*) Without Adjustment
Function of UUC* : Temperature Source

Cert. No.: 24TM635

Calibration point (°C)	UUC* Setting (°C)	UUC* Reading (°C)	Average* Standard Reading (°C) Position					Uncertainty (± °C)
			1	2	3	4	5 (ref.)	
85.0	85.0	85.0	84.428	84.424	84.489	84.507	84.477	0.18

Calibration point (°C)	Uniformity (°C)	Stability (± °C)	Coverage Factor *k*
85.0	0.19	0.11	2

Average* : The average of 30 values in each position.
Uniformity : The maximum difference of measured temperatures at any sensors and the measured temperature at the reference location which are observed at the same time or at as close an observation time as possible to determine the temperature pattern or homogeneity within the chamber under steady-state conditions.
Stability : One-half of the greatest maximum difference of measured temperature at any one probe.
UUC* : Unit Under Calibration
Note : The reported uncertainty of measurement was included stability and excluded uniformity.

The reported uncertainty of measurement was based on a standard uncertainty multiplied by a coverage factor ***k***, providing a level of confidence of approximately 95 %.

-o0o-

Sartorius (Thailand) Co., Ltd.
129 Rama 9 Road, Huaykwang, Huaykwang, Bangkok 10310
Tel: +66 2643 8361-6 , e-mail: service.thailand@sartorius.com

NSC-TISI-TIS 17025
CALIBRATION 0426

REVIEW BY ..... linda K .....
APPROVED BY ..... Siriluk P. .....
NEXT CAL DATE..... 02/08/25 .....

Certificate of Calibration

Model Number :	MSE224S-100-DU	Certificate No. :	24BCI0270
Description :	Analytical Balance	Issued Date :	Monday, August 05, 2024
Serial Number :	0027405555	Reference No. :	240942
ID No. :	BKK_EN0003		
Manufacturer :	Sartorius	Page No. :	1 Of 2

Customer Name : ALS Laboratory Group (Thailand)Co., Ltd.
104 Phatthanakan 40,Phatthanakan Rd., Khwaeng Suan Luang, Khet Suan Luang, Bangkok 10250.

Calibrated Place : Lab Room

Calibrated By : Mr.Chonchai Inthana
Calibration Date : Friday, August 02, 2024

Calibration Procedure No. : This calibration was conducted by
Using in-house calibration procedure number (WI-003)
Based on UKAS LAB 14 : 2019

Metrological data :

Capacity : 220 g Readability : 0.0001 g

Ambients Conditions:

Temperature :	23.0 °C	±	5.0 °C
Humidity :	55.0 % RH	±	10.0 % RH
Pressure	_	±	_

Reasons for calibration

☐ New Installation ☐ Service / Repaired ☒ Re-calibration/ Maintenance

Equipment Condition: ☒ Good Operate ☐ Fair

Measurement Method UKAS Publication Ref :Lab 14

The measurement uncertainty stated is the expended uncertainty which is obtained from the standard uncertainty multiplied by the coverage factor (k=2) to provide a level of confidence of approximately 95%. It is determined in accordance with the Guide to Expression of Uncertainty in Measurement (GUM). The calibration certificate documents the traceability to National Standards, which realise the unit of measurement according to the International Standard System of Units (SI). Report of Tolerance came form list of Sartorius Metrological Specifications.

Traceability:

Model Number	Description	Traceability	Cetificate No.	Due Date
YCS011-522-00	Sartorius weight set 1mg - 5000g E2,YCS011-522-00	TCS	M23081975	23-Aug-2025
Testo 174 H	Thermo-Hygrometer , Testo 174H	ENTECH	H/T 661303,H661140	12-Nov-2024

This certificate relate and apply this equipment only.

This certificate may not be reproduced other than in full except with the prior written approval of the Verification Operation Division Sartorius (Thailand) Co., Ltd.

Mr.chonchai Intrhana(Technical Manager)

STAMP

Sartorius (Thailand) Co., Ltd.
129 Rama 9 Road, Huaykwang, Huaykwang, Bangkok 10310
Tel: +66 2643 8361-6 Fax: +66 2643-8367, e-mail: service.thailand@sartorius.com

SARTORIUS

Certificate of Calibration

Model Number :	MSE224S-100-DU	Certificate No. :	24BCI0270
Description :	Analytical Balance	Issued Date :	Monday, August 05, 2024
Serial Number :	0027405555	Reference No. :	240942
ID No. :	BKK_EN0003		
Manufacturer :	Sartorius	Page No. :	2 of 2

Calibration Results : Without Adjustment

Repeatability

The reproducibility is the ability of a weighing instrument to display nearly identical readouts under constant test conditions when the same load within a measurement series is placed repeatedly on the weighing pan in the same manner. The standard deviation is used to express reproducibility quantitatively.

Nominal Value : (Low Load)	20.0000	200.0000
20 g	20.0000	199.9999
Tolerance	20.0001	200.0000
0.0001 g	20.0000	200.0000
	20.0000	200.0000
Nominal Value : (High Load)	20.0000	200.0000
200 g	20.0001	200.0001
Tolerance	20.0000	200.0000
0.0001 g	20.0000	199.9999
	20.0000	200.0000
Standard Deviation	0.00004	0.00006

Eccentricity (Off-center loading error)

The off-center loading error is yielded by the difference between the readout of the load, i.e. 1/3 or 1/4 of maximim capacity, placed in the middle of the weighing pan and between each of four additional measurement points (positions defined according to OIML R76).

Nominal value : 100 g
Tolerance *0.0004* g





	Difference
1	-
2	0.0000
3	0.0000
4	0.0000
5	0.0001
6	-

Linearity

The linearity, also called linearity error. Describes the deviation of the characteristic curve of a weighing instrument from the linear slope.

Tolerance *0.0002* g

Nominal Value (g)	Conventional Mass Value (g)	Displayed Value (g)	Deviation (g)	Uncertainty (g)
0.01	0.0100	0.0100	0.0000	0.00015
0.1	0.1000	0.1000	0.0000	0.00015
1	1.0000	1.0000	0.0000	0.00015
2	2.0000	2.0000	0.0000	0.00015
5	5.0000	5.0000	0.0000	0.00015
10	10.0000	10.0000	0.0000	0.00015
20	20.0000	20.0000	0.0000	0.00015
50	50.0000	50.0001	0.0001	0.00016
100	100.0000	100.0001	0.0001	0.00019
200	200.0000	200.0000	0.0000	0.00029

End of Report.

TECHNOLOGY PROMOTION ASSOCIATION (THAILAND-JAPAN)
CORPORATE SERVICES 3: EQUIPMENT CALIBRATION AND TESTING SERVICES
534/4 PATTANAKARN ROAD SOI 18, SUANLUANG, SUANLUANG BANGKOK 10250
TEL.0-2717-3000-29 FAX.0-2719-9484

NSC-TISI-TIS17025
CALIBRATION 0008

Certificate of Calibration

Cert. No.: 24TM1618
Page : 1 of 3

Equipment :	Water Bath
Manufacturer :	Memmert
Model :	WNE29
Serial No. :	L622.0282
ID No. :	BKK_EN0439
Submitted by :	ALS Laboratory Group (Thailand) Co.,Ltd. 104 Phatthanakan 40, Phatthanakan Rd., Khwaeng Phatthanakan, Khet Suan Luang, Bangkok 10250 Thailand
Location :	Organic Preparation Lab
Received Order :	29 October 2024
Calibration Date :	29 October 2024
Ambient Temperature :	(26 ± 10) °C
Relative Humidity :	(50 ± 30) %
Calibrated by :	Man Pattanapongpaiboon

REVIEW BY ..... Sinda K .....
APPROVED BY ..... Siriluk P .....
NEXT CAL DATE..... 29/10/25 .....

Approved by : Kunchit

Approved Signatory

( ) Ponpan Paipim
( ) Suwit Imjai
(✓) Kunchit Promprat

Issue Date : 30 October 2024

The Uncertainties are for a confidence probability of approximately 95%

This certificate may not be reproduced other than in full, except with the prior written Approval of the head of Corporate Services 3 : Equipment Calibration and Testing Services.

Equipment : Water Bath **Cert. No.:** 24TM1618

Condition As-Received : Used Item

Reference : 2410-0782OC-4

Procedure Used :-

Calibration were conducted using in-house calibration procedure CP-OT04 Based on ASTM E715 according to direct measurement method with Data Acquisition which connected with Industrial Platinum Resistance Thermometer (IPRT).

The temperature scale used was based on ITS-90.

Condition of this result of calibration

1. Reference standard instrument:-

Instrument	Serial No.	Cert. No.	Traceable	Due Date
1) Data Acquisition	MY57013711	24LM115	TPA	13 Jul 2025

2. This certificate is valid only to the item calibrated on date and place of calibration.
3. This certification is traceable to the International System of Unit.

Remark : TPA : Technology Promotion Association (Thailand - Japan)

Result of Calibration :- (*) Without Adjustment

Function of UUC* : Temperature Source

Heat transfer medium used : Water

	Environmental		AC Voltage Supply
	(°C)	(%R.H.)	(Volt)
Beginning of Calibration	25	54	222
Finished of Calibration	25	57	226

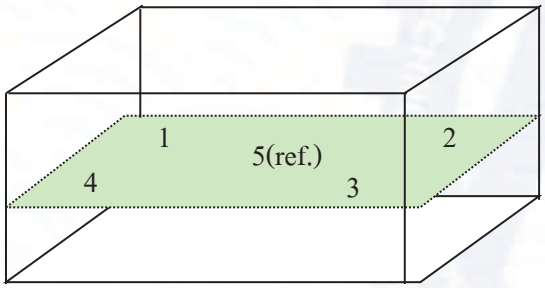

Front

Position :	Ref. Std. ID No.:
1	4803988-001
2	4803988-002
3	4803988-003
4	4803988-004
5(ref.)	4803988-005

Equipment : Water Bath
Condition As-Received : Used Item
Reference : 2410-0782OC-4
Result of Calibration :- (*) Without Adjustment
Function of UUC* : Temperature Source

Cert. No.: 24TM1618

Calibration point (°C)	UUC* Setting (°C)	UUC* Reading (°C)	Average* Standard Reading (°C) Position					Uncertainty (± °C)
			1	2	3	4	5 (ref.)	
85.0	85.0	85.0	85.133	85.212	85.150	84.983	85.096	0.22

Calibration point (°C)	Uniformity (°C)	Stability (± °C)	Coverage Factor *k*
85.0	0.21	0.13	2

Average* : The average of 30 values in each position.
Uniformity : The maximum difference of measured temperatures at any sensors and the measured temperature at the reference location which are observed at the same time or at as close an observation time as possible to determine the temperature pattern or homogeneity within the chamber under steady-state conditions.
Stability : One-half of the greatest maximum difference of measured temperature at any one probe.
UUC* : Unit Under Calibration
Note : The reported uncertainty of measurement was included stability and excluded uniformity.

The reported uncertainty of measurement was based on a standard uncertainty multiplied by a coverage factor ***k***, providing a level of confidence of approximately 95 %.

-o0o-

Bara Scientific Co., Ltd.
968 U Chu Liang Building Floor7 Rama4 Road
Silom Bangrak Bangkok Thailand 10500
Tel : 02-6324300 Fax : 02-6375496-7
www.barascientific.com

NSC-TISI-TIS 17025

Certificate of Calibration

Certificate No.	BSCC-UV-374/24
Equipment	UV/Vis Spectrophotometer
Model	UV-1800
Manufacturer	Shimadzu
Serial No.	A11454908533 CD
ID No.	BKK_EN0018
Date of receipt	13 September 2024
Date of calibration	13 September 2024
Date of issue	13 SEP 2024

REVIEW BY Jinda K
APPROVED BY Sirijuk P
NEXT CAL DATE 13/09/2025

Customer name	ALS Laboratory Group (Thailand) Co., Ltd.
Address	104 Soi Phattanakan 40, Phattanakan Road, Phattanakan, Suan Luang, Bangkok 10250
Temperature	(25.3 - 26.7) °C (On site)
Humidity	(50.4 - 55.9) %RH (On site)
Equipment condition	Good Operation
Calibration Location	Organic Preparation Lab
Calibration Procedure	In-house method WI-UV-702-01 based on ASTM E275-01
Traceability	Wavelength Accuracy is traceable to certificate No. 106372 and 106371 Photometric Accuracy is traceable to certificate No. 106364 and 111398 Stray Light is traceable to certificate No. 106377 The above certificate are traceble to SI unit through Starna Scientific Ltd. (UKAS accredited calibration laboratory NO. 0659)
Calibrated by	Mr.Wanchana Janloey

Approved by

Mr.Sonthi Temboonsakdi
Service Manager

The above results are valid exclusively for the calibrated item(s) as mention in this report / certificate.
Advertising the report / Certificate and publicity of the results are prohibited and also shall not be reproduced except in full, without written approval of the Bara Scientific Co., Ltd.

Bara Scientific
Solution of Success

Bara Scientific Co., Ltd.
968 U Chu Liang Building Floor7 Rama4 Road
Silom Bangrak Bangkok Thailand 10500
Tel : 02-6324300 Fax : 02-6375496-7
www.barascientific.com

ilac-MRA

NSC-TISI-TIS 17025

Certificate of Calibration

Certificate No. **BSCC-UV-374/24** Number of Page(s) 2 of 3

Calibration Results:

1.Wavelength Accuracy

Certified Wavelength (nm)	UUC (nm)	Error (nm)	Uncertainty (±nm)
241.70	241.55	-0.15	0.18
334.02	333.85	-0.17	0.18
418.53	418.57	0.04	0.18
572.99	572.97	-0.02	0.18
879.41	879.17	-0.24	0.18

2.Photometric Accuracy (UV)

Wavelength (nm)	Certified Absorbance (A)	UUC (A)	Error (A)	Uncertainty (±A)
235	0.0000	0.0000	0.0000	0.0075
	0.7171	0.7169	-0.0002	0.0075
257	0.0000	0.0000	0.0000	0.0075
	0.8354	0.8345	-0.0009	0.0075
313	0.0000	0.0000	0.0000	0.0075
	0.2786	0.2781	-0.0005	0.0075
350	0.0000	0.0000	0.0000	0.0075
	0.6199	0.6194	-0.0005	0.0075

*CNR = Customer not request

The above results are valid exclusively for the calibrated item(s) as mention in this report / certificate.
Advertising the report / Certificate and publicity of the results are prohibited and also shall not be reproduced except in full, without written approval of the Bara Scientific Co., Ltd.

Bara Scientific
Solution of Success

Bara Scientific Co., Ltd.
968 U Chu Liang Building Floor7 Rama4 Road
Silom Bangrak Bangkok Thailand 10500
Tel : 02-6324300 Fax : 02-6375496-7
www.barascientific.com

ilac-MRA

NSC-TISI-TIS 17025

Certificate of Calibration

Certificate No. **BSCC-UV-374/24** Number of Page(s) 3 of 3

Calibration Results:

3.Photometric Accuracy (Visible)

Wavelength (nm)	Certified Absorbance (A)	UUC (A)	Error (A)	Uncertainty (±A)
420.0	0.0000	0.0000	0.0000	0.0042
	0.5761	0.5765	0.0004	0.0042
	0.7119	0.7105	-0.0014	0.0042
	1.0189	1.0174	-0.0015	0.0042
440.0	0.0000	0.0000	0.0000	0.0042
	0.5610	0.5613	0.0003	0.0042
	0.7001	0.6984	-0.0017	0.0042
	1.0026	1.0011	-0.0015	0.0042
465.0	0.0000	0.0000	0.0000	0.0042
	0.5235	0.5232	-0.0003	0.0042
	0.6614	0.6598	-0.0016	0.0042
	0.9456	0.9444	-0.0012	0.0042
546.1	0.0000	0.0000	0.0000	0.0042
	0.5249	0.5245	-0.0004	0.0042
	0.6975	0.6956	-0.0019	0.0042
	1.0009	0.9994	-0.0015	0.0042
590.0	0.0000	0.0000	0.0000	0.0042
	0.5590	0.5586	-0.0004	0.0042
	0.7725	0.7708	-0.0017	0.0042
	1.1125	1.1114	-0.0011	0.0042
635.0	0.0000	0.0000	0.0000	0.0042
	0.5666	0.5666	0.0000	0.0042
	0.7620	0.7604	-0.0016	0.0042
	1.0982	1.0971	-0.0011	0.0042

*CNR = Customer not request

4.Stray Light*

Standard	Unit Under Calibration(UUC)		
cut-off wavelenght (nm)	Wavelength (nm)	Transmission (%T)	Absorbance (A)
200.85±0.11nm	199.58	0.9520	2.0217

The Stray light transmission reference is less than 1.0%T and Stray light absorbance reference is greater than 2.00A
***Stray Light not NSC-ONSC Accredited.**

The measurement uncertainty is base on a standard uncertainty multiplied by a coverage factor k=2 providing a level of confidence of approximately 95%.

*****End of Certificate*****

The above results are valid exclusively for the calibrated item(s) as mention in this report / certificate.
Advertising the report / Certificate and publicity of the resuits are prohibited and also shall not be reproduced except in full, without written approval of the Bara Scientific Co., Ltd.

Agilent Technologies

Agilent Technologies (Thailand) Limited
U CHU LIANG BLDG. 22/F UNIT A,D
968 RAMA 4 ROAD, SILOM, BANGRAK
Bangkok 10500 Thailand

Tel. +662 637 6363
Fax: +662 632 4334
Email: ccc-smt@agilent.com
Website: www.agilent.com/chem

Customer Contact:
ALS Laboratory Group (Thailand) Co Ltd Head Office

104 Phatthanakan 40 Phatthanakan Rd Khwaeng Phatthanakan Khet Suan

TAX ID : 0105540004859

chanattagarn.imchom@alsglobal.com
227158760

Invoice To:
ALS Laboratory Group (Thailand) Co Ltd Head Office

104 Phatthanakan 40 Phatthanakan Rd Khwaeng Phatthanakan Khet Suan

Delivery Site:
ALS Laboratory Group (Thailand) Co Ltd Head Office

104 Phatthanakan 40 Phatthanakan Rd Khwaeng Phatthanakan Khet Suan

Location:
Room
Bldg
Lab
Dept

SERVICE REPORT

Customer Purchase Order Number:	**Customer Number:** 70371013
Service Request:	**Service Request Date:**
Service Order: 6006676060	**Service Confirmation:** 6905905441

REVIEW BY Tatthporn C.
APPROVED BY Sawita N.
NEXT CAL. DATE 2/4/2026

Direct Inquiries to:
Contact Name: Customer Contact Center
Contact E-mail: ccc-smt@agilent.com
Contact Telephone: +662 637 6363
Contact Fax: +662 632 4334

products | applications | software | services

Learn more about Agilent's Special Offers, Products, Services and our full range of laboratory productivity solutions optimized for your applications and workflows. Visit us at www.agilent.com/chem

Service Confirmation Number: 6905905441

Service Confirmation Date: 08.10.2024

Service Instrument:

Model Number	Model Description	Serial Number	System Handle	Parent Asset
SYS-IM-7900	ICPMS 7900 System			
G8410A	SPS 4 Autosampler	AU15430722	ICP MS 7900	SYS-IM-7900
G8411A	ISIS 3 for Agilent 7850/7900/8900	JP15510227	ICP MS 7900	SYS-IM-7900
G3292A	PSC 6106T Chiller	2U15A1948	ICP MS 7900	SYS-IM-7900
G8403A	Agilent 7900 ICP-MS	JP15471169	ICP MS 7900	SYS-IM-7900

Service Items:

Item	Service/Part #	Description	Qty	Entitlement	Service Start	Service End
1000	EOQ	Enterprise Operational Qualification	1.00	Agreement Entitlement - 100 % covered	04.10.2024	04.10.2024
1010	5185-5850	ICP-MS Checkout Solutions	1.00	Agreement Entitlement - 100 % covered		

Additional Information:

Service Confirmation Number: 6905905441

Service Confirmation Date: 08.10.2024

Service Information:

Problem Description: *WU-EOQ-IM-7900-5001253655		
Service Provided: Perform OQ Hardware. Test CDS logon, auto sampler, Auto tune, BG and 20 Min stability. I calibrate the instrument No BKK_EL0043 test all pass.		
Service Overview Code: Reason Code: Scheduled Service Diagnosis Code: Scheduled Service Resolution Code: Scheduled Service		
Reported Hours: 7.0	**Travel Hours:** 2.0	
Customer Field Service Representative Name: **Panthep Kurasathain**	**Customer Field Service Representative Signature:**	**Date:** **08 Oct 2024**
Customer Name: **Supakwan Mak**	**Customer Signature:** Supakwan M.	**Date:** **08 Oct 2024**
Additional Comments:		

Metrological Center

SCI ECO Services Company Limited

33/2 Moo 3, T.Banpa, A.Kaengkhoi, Saraburi 18110

Telephone : +66 2 586 5792-4 Fax : +66 2 586 5109

Website : www.scieco.co.th E-Mail : calibrate@scg.co.th

Certificate No. T250355

Certificate of Calibration

Equipment	:	HEATING BLOCK
Manufacturer	:	Environmental Express
Model	:	SC 196
Serial No.	:	6974CECW3285
Customer Code	:	BKK_EL0054
ID No.	:	T5306A3
Customer	:	ALS Laboratory Group (Thailand) Co.,Ltd. 104 Phatthanakan 40, Phatthanakan Rd., Khwaeng Phatthanakan, Khet Suan Luang, Bangkok 10250
Customer Location	:	Acid Digestion Lab
Date of Receipt	:	26 February 2025
Calibrated By	:	Atiphong Rongrat (Technician)
Approved By	:	_____/ Boonchai Suriyawong (Site Calibration Manager)
Date of Issue	:	17 MAR 2025

REVIEW BY Tattaporn C.
APPROVED BY Sonita N.
NEXT CAL. DATE 04/09/25

The uncertainties are for a confidence probability of approximately 95%.

This Certificate is issued in accordance with the conditions of accreditation granted by the Thai Laboratory Accreditation Scheme which has assessed the measurement capability of the laboratory and its traceability to recognized national standards and to the units of measurement realized at the corresponding national standard laboratory. This certificate may not be reproduced other than in full except with the prior written approval of the Metrological Center.

Metrological Center

SCI ECO Services Company Limited

33/2 Moo 3, T.Banpa, A.Kaengkhoi, Saraburi 18110

Telephone : +66 2 586 5792-4 Fax : +66 2 586 5109

Website : www.scieco.co.th E-Mail : calibrate@scg.co.th

Calibration Report

Equipment : **HEATING BLOCK**
Date of Calibration : **4 March 2025**
Environment : **Temperature : 24.4-24.9 °C**
Line Voltage : 221.6-226.3 V
Relative Humidity : 55 - 65 %RH

Condition of this results of calibration :

1. This equipment was calibrated by insert nine standard thermocouples type T into its chamber , the other one standard thermocouples type T use for ambient temperature measurement . The calibration was done in according to WI-T20.
   All data show below were final values and the initial data from customer request . The temperature scale used was based on ITS - 90 .
2. Reference Standard Instrument :

Instrument	Model	Instrument No.	Certificate No.	Due Date
TC	TYPE T	TN221-TN230	T240712	19 April 2025
TC	TYPE T	TN231-TN240	T240712	19 April 2025
TC	TYPE T	TN241-TN250	T240401	16 March 2025
TC	TYPE T	TN251-TN260	T240401	16 March 2025
DATA LOGGER	34970A	T193	T240401	16 March 2025

3. This certificate is traceable to :
   National Institute of Metrology (Thailand) through Metrological Center (NSC-TISI-TIS 17025 CALIBRATION 0244.)
4. Condition of calibrated item : good
   Equipment Description :
   Time Constant 2 Hour 40 Minute At 95 °C
   Fresh Air Damper ☐ Open ☐ Min ☐ Medium ☐ Max
   ☐ Close
   ☒ Not Available
5. Adjustment :
   ( ) without adjustment (X) after adjustment

Approved By.

Metrological Center

SCI ECO Services Company Limited

33/2 Moo 3, T.Banpa, A.Kaengkhoi, Saraburi 18110

Telephone : +66 2 586 5792-4 Fax : +66 2 586 5109

Website : www.scieco.co.th E-Mail : calibrate@scg.co.th

Calibration Report



FRONT CONTROL

Approved By. _____

Metrological Center

SCI ECO Services Company Limited

33/2 Moo 3, T.Banpa, A.Kaengkhoi, Saraburi 18110

Telephone : +66 2 586 5792-4 Fax : +66 2 586 5109

Website : www.scieco.co.th E-Mail : calibrate@scg.co.th

Calibration Report

Measurement Results

Calibration Point		Average Standard Reading at each position (°C)					
R1 Hole1-Hole6		**TN221**	**TN222**	**TN223**	**TN224**	**TN225**	**TN226**
CAL POINT	Max	94.85	95.37	95.03	95.25	95.52	94.75
95	Min	94.17	94.66	94.38	94.63	94.87	94.12
	Average	94.51	95.02	94.70	94.94	95.20	94.43
R2 Hole7-Hole12		**TN227**	**TN228**	**TN229**	**TN230**	**TN231**	**TN232**
	Max	94.71	94.56	94.79	95.32	95.44	95.06
	Min	94.05	93.88	94.10	94.65	94.90	94.65
	Average	94.38	94.22	94.44	94.99	95.17	94.85
R3 Hole13-Hole18		**TN233**	**TN234**	**TN235**	**TN236**	**TN237**	**TN238**
	Max	95.26	95.43	95.40	95.71	95.41	95.06
	Min	94.54	94.64	94.71	95.10	94.86	94.42
	Average	94.90	95.03	95.06	95.41	95.13	94.74
R4 Hole19-Hole24		**TN239**	**TN240**	**TN241**	**TN242**	**TN243**	**TN244**
	Max	95.13	95.06	95.68	96.16	95.35	95.80
	Min	94.39	94.43	94.86	95.51	94.88	95.12
	Average	94.76	94.75	95.27	95.83	95.12	95.46
R5 Hole25-Hole30		**TN245**	**TN246**	**TN247**	**TN248**	**TN249**	**TN250**
	Max	94.95	95.81	95.39	95.82	95.66	95.66
	Min	94.47	95.03	94.67	94.99	94.84	94.87
	Average	94.71	95.42	95.03	95.41	95.25	95.27
R6 Hole31-Hole36		**TN251**	**TN252**	**TN253**	**TN254**	**TN255**	**TN256**
	Max	96.07	95.34	96.28	95.39	94.95	95.12
	Min	95.28	94.55	95.51	94.62	94.13	94.35
	Average	95.67	94.95	95.90	95.00	94.54	94.73
R7 Hole37-Hole42		**TN257**	**TN258**	**TN259**	**TN260**	**TN241**	**TN242**
	Max	95.15	95.63	96.11	95.09	95.34	95.51
	Min	94.38	94.88	95.32	94.28	94.54	94.72
	Average	94.76	95.25	95.71	94.69	94.94	95.11
R8 Hole43-Hole48		**TN243**	**TN244**	**TN245**	**TN246**	**TN247**	**TN248**
	Max	95.84	95.87	95.44	95.72	95.65	95.75
	Min	95.06	95.10	94.60	94.95	94.87	94.98
	Average	95.45	95.48	95.02	95.34	95.26	95.36

Approved By. _____

Metrological Center

SCI ECO Services Company Limited

33/2 Moo 3, T.Banpa, A.Kaengkhoi, Saraburi 18110

Telephone : +66 2 586 5792-4 Fax : +66 2 586 5109

Website : www.scieco.co.th E-Mail : calibrate@scg.co.th

Calibration Report

Measurement Results

Calibration Point		Average Standard Reading at each position (°C)					
R1 Hole1-Hole6		**TN221**	**TN222**	**TN223**	**TN224**	**TN225**	**TN226**
CAL POINT	Max	104.48	104.40	104.60	105.27	105.24	105.19
105	Min	104.15	104.02	104.25	104.94	104.91	104.93
	Average	104.32	104.21	104.42	105.10	105.08	105.06
R2 Hole7-Hole12		**TN227**	**TN228**	**TN229**	**TN230**	**TN231**	**TN232**
	Max	105.20	105.45	105.58	105.96	105.81	106.03
	Min	104.92	105.14	105.29	105.64	105.53	105.79
	Average	105.06	105.29	105.43	105.80	105.67	105.91
R3 Hole13-Hole18		**TN233**	**TN234**	**TN235**	**TN236**	**TN237**	**TN238**
	Max	106.09	106.14	105.83	106.25	105.97	105.88
	Min	105.80	105.89	105.57	106.00	105.69	105.65
	Average	105.94	106.01	105.70	106.13	105.83	105.77
R4 Hole19-Hole24		**TN239**	**TN240**	**TN241**	**TN242**	**TN243**	**TN244**
	Max	105.87	105.75	105.30	105.07	105.22	105.66
	Min	105.62	105.52	105.13	104.90	105.05	105.49
	Average	105.74	105.63	105.21	104.98	105.14	105.57
R5 Hole25-Hole30		**TN245**	**TN246**	**TN247**	**TN248**	**TN249**	**TN250**
	Max	105.62	105.54	105.52	105.75	105.97	105.69
	Min	105.45	105.35	105.31	105.57	105.81	105.49
	Average	105.53	105.44	105.41	105.66	105.89	105.59
R6 Hole31-Hole36		**TN251**	**TN252**	**TN253**	**TN254**	**TN255**	**TN256**
	Max	106.19	106.34	106.47	105.96	105.76	105.35
	Min	106.02	106.16	106.31	105.77	105.58	105.18
	Average	106.10	106.25	106.39	105.87	105.67	105.27
R7 Hole37-Hole42		**TN257**	**TN258**	**TN259**	**TN260**	**TN241**	**TN242**
	Max	106.21	105.59	105.45	105.36	106.08	106.09
	Min	106.04	105.42	105.28	105.20	105.90	105.92
	Average	106.12	105.51	105.37	105.28	105.99	106.00
R8 Hole43-Hole48		**TN243**	**TN244**	**TN245**	**TN246**	**TN247**	**TN248**
	Max	106.54	106.33	105.78	105.38	105.42	105.69
	Min	106.38	106.16	105.60	105.20	105.25	105.52
	Average	106.46	106.25	105.69	105.29	105.33	105.61

Approved By. _____

Metrological Center

SCI ECO Services Company Limited

33/2 Moo 3, T.Banpa, A.Kaengkhoi, Saraburi 18110

Telephone : +66 2 586 5792-4 Fax : +66 2 586 5109

Website : www.scieco.co.th E-Mail : calibrate@scg.co.th

Calibration Report

Measurement Results:

HEATING BLOCK			Temperature Distribution	
Setting (°C)	Reading (°C)		Stability (±°C)	Uncertainty (±°C)
	Min , Max	Average		
102.0	-	102.0	0.43	0.83
107.0	-	107.0	0.20	0.70

*** The quoted uncertainty exclude " uniformity "**

The calibration result apply only the above calibrated item.

The result of test was found accurate as shown on date and place of test only.

The reported expanded uncertainty is based on a standard uncertainty multiplied by a coverage factor *k* which for a t-distribution, providing a level of confidence of approximately 95 % .

Approved By. _____

Metrology

SCI ECO Services Company Limited

33/2 Moo 3, T.Banpa, A.Kaengkhoi, Saraburi 18110, Thailand.

Saraburi Tel : +66 3627 3096 Fax : +66 3627 3100

Bangkok Tel : +668 9205 6851 , +669 8247 2360

Website : www.scieco.co.th E-Mail : calibrate@scg.com

NSC-TISI-TIS 17025
CALIBRATION 0244

Certificate No. T232160

Certificate of Calibration

Equipment	:	Chamber (Cooling Room)
Manufacturer	:	KOLDTECH
Model	:	KM 320
Serial No.	:	TBN-1012061/05
Customer Code	:	BKK_EN0167
ID No.	:	T2463A3
Customer	:	ALS Laboratory Group (Thailand) Co.,Ltd. 104 Phatthanakan 40, Phatthanakan Rd., Khwaeng Phatthanakan, Khet Suan Luang, Bangkok 10250
Customer Location	:	Laboratory
Date of Receipt	:	29 November 2023
Calibrated By	:	Atiphong Rongrat (Technician)
Approved By	:	_____ / Boonchai Suriyawong (Site Calibration Manager)
Date of Issue	:	09 JAN 2024

REVIEW BY .....
APPROVED BY Sirilak P.
NEXT CAL. DATE 06/06/25

The uncertainties are for a confidence probability of approximately 95%.

This Certificate is issued in accordance with the conditions of accreditation granted by the Thai Laboratory Accreditation Scheme which has assessed the measurement capability of the laboratory and its traceability to recognized national standards and to the units of measurement realized at the corresponding national standard laboratory. This certificate may not be reproduced other than in full except with the prior written approval of the Metrology.

Certificate No. T232160

Calibration Report

Equipment : **Chamber (Cooling Room)**
Date of Calibration : **6 December 2023**
Environment : **Temperature : 23.4-24.9 °C**
Line Voltage : 221.4-230.2 V
Relative Humidity : 55 - 65 %RH

Condition of this results of calibration :

1. Thisequipment was calibrated by insert 16 standard thermocouples type T into its chamber , the other one standard thermocouples type T use for ambient temperature measurement . The calibration was done in according to WI-T20 (based on ASTM E145-94 (Reapproved 2001) and AS2853-1986).
   All data show below were final values and the initial data from customer request . The temperature scale used was based on ITS - 90 .
2. Reference Standard Instrument :

Instrument	Model	Instrument No.	Certificate No.	Due Date
TC	TYPE T	TN161-TN170	T230773	10 April 2024
TC	TYPE T	TN171-TN180	T230773	10 April 2024
DATA LOGGER	34970A	T149	T230773	10 April 2024

3. This certificate is traceable to :
   National Institute of Metrology (Thailand) through Metrological Center (NSC-TISI-TIS 17025 CALIBRATION 0244.)
4. Condition of calibrated item : good
   Equipment Description :
   Time Constant 1 Hour 30 Minute At 3 °C
   Fresh Air Damper ☐ Open ☐ Min ☐ Medium ☐ Max
   ☐ Close
   ☒ Not Available
5. Adjustment :
   (X) without adjustment ( ) after adjustment

Approved By. _____

Certificate No. T232160

Calibration Report

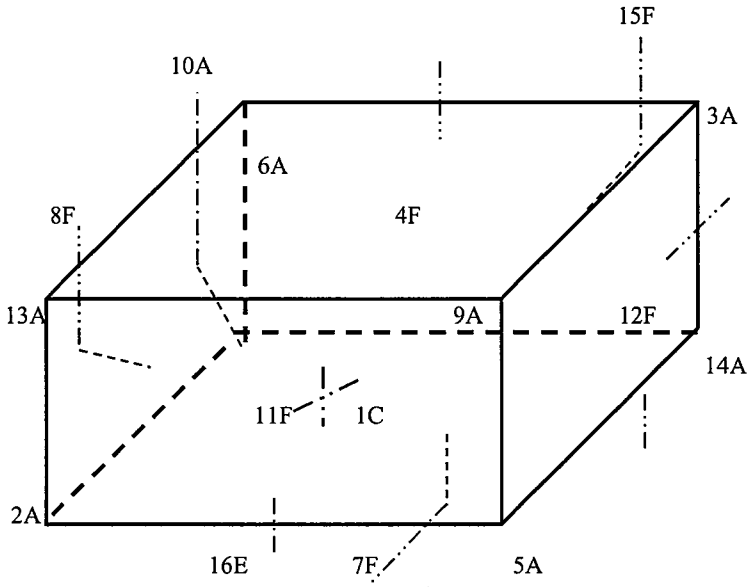

C = Centre , F = Centre of Face , A = Corner , E = Centre of Edge

1C	=	TN161
2A	=	TN162
3A	=	TN163
4F	=	TN164
5A	=	TN165
6A	=	TN166
7F	=	TN167
8F	=	TN168
9A	=	TN169
10A	=	TN170
11F	=	TN171

12F	=	TN172
13A	=	TN173
14A	=	TN174
15F	=	TN175
16E	=	TN176

Approved By. _____

SCG

Metrology

SCI ECO Services Company Limited

33/2 Moo 3, T.Banpa, A.Kaengkhoi, Saraburi 18110, Thailand.

NSC-TISI-TIS 17025
CALIBRATION 0244

Calibration Report

Measurement Results

	Average Standard Reading at each position (°C)											
Calibration Point	TN161	TN162	TN163	TN164	TN165	TN166	TN167	TN168	TN169	TN170	TN171	TN172
3.0	2.83	3.34	2.95	3.46	3.45	3.76	3.25	3.46	3.39	3.50	3.58	3.42
	TN173	TN174	TN175	TN176								
	3.33	3.39	3.15	3.43								

Chamber (Cooling Room)			Temperature Distribution				
Setting (°C)	Reading (°C)		Average (°C)	Stability (±°C)	Uniformity (°C)	Uncertainty (±°C)	Coverage Factor *k*
	Min , Max	Average					
3.0	2.8 , 4.1	3.5	3.36	1.10	2.00	1.90	2.09

The calibration result apply only the above calibrated item.

The result of test was found accurate as shown on date and place of test only.

The reported expanded uncertainty is based on a standard uncertainty multiplied by a coverage factor *k* which for a t-distribution, providing a level of confidence of approximately 95 % .

Approved By. _____

Metrology Center
SCI ECO Services Company Limited

51 Moo 8, Tubkwang, Kaeng Khoi, Saraburi, Thailand 18260
Bangkok Tel : +668 9205 6851 , +669 81924 0059
Saraburi Tel : +669 8247 2360
Website : www.scieco.co.th E-Mail : calibrate@scg.co.th

NSC-TISI-TIS 17025
CALIBRATION 0244

Certificate No. T250873

Certificate of Calibration

Equipment	:	Chamber (Cooling Room)
Manufacturer	:	KOLDTECH
Model	:	KM 320
Serial No.	:	TBN-1012061/05
Customer Code	:	BKK_EN0167
ID No.	:	T2463A3
Customer	:	ALS Laboratory Group (Thailand) Co.,Ltd. 104 Phatthanakan 40, Phatthanakan Rd., Khwaeng Phatthanakan, Khet Suan Luang, Bangkok 10250
Customer Location	:	Laboratory Room
Date of Receipt	:	28 May 2025
Calibrated By	:	Atiphong Rongrat (Technician)
Approved By	:	_____ / Boonchai Suriyawong (Site Calibration Manager)
Date of Issue	:	19 JUN 2025

REVIEW BY ..... Jinda K.....

APPROVED BY Siriluk P.....

NEXT CAL DATE..... 04/12/26 .....

The uncertainties are for a confidence probability of approximately 95%.

This Certificate is issued in accordance with the conditions of accreditation granted by the Thai Laboratory Accreditation Scheme which has assessed the measurement capability of the laboratory and its traceability to recognized national standards and to the units of measurement realized at the corresponding national standard laboratory. This certificate may not be reproduced other than in full except with the prior written approval of the Metrological Center.

Certificate No. T250873

Calibration Report

Equipment : **Chamber (Cooling Room)**
Date of Calibration : **4 June 2025**
Environment : **Temperature : 23.4-24.9 °C**
Line Voltage : 221.4-230.2 V
Relative Humidity : 55 - 65 %RH

Condition of this results of calibration :

1. Thisequipment was calibrated by insert 16 standard thermocouples type T into its chamber , the other one standard thermocouples type T use for ambient temperature measurement . The calibration was done in according to WI-T20 (based on ASTM E145-94 (Reapproved 2001) and AS2853-1986).
   All data show below were final values and the initial data from customer request . The temperature scale used was based on ITS - 90 .
2. Reference Standard Instrument :

Instrument	Model	Instrument No.	Certificate No.	Due Date
TC	TYPE T	TN91-TN100	T242036	3 December 2025
TC	TYPE T	TN101-TN110	T242036	3 December 2025
DATA LOGGER	34970A	T121	T242036	3 December 2025

3. This certificate is traceable to :
   National Institute of Metrology (Thailand) through Metrological Center (NSC-TISI-TIS 17025 CALIBRATION 0244.)
4. Condition of calibrated item : good
   Equipment Description :
   Time Constant 2 Hour 20 Minute At 3 °C
   Fresh Air Damper ☐ Open ☐ Min ☐ Medium ☐ Max
   ☐ Close
   ☒ Not Available
5. Adjustment :
   (X) without adjustment ( ) after adjustment

Approved By. _____

Certificate No. T250873

Calibration Report

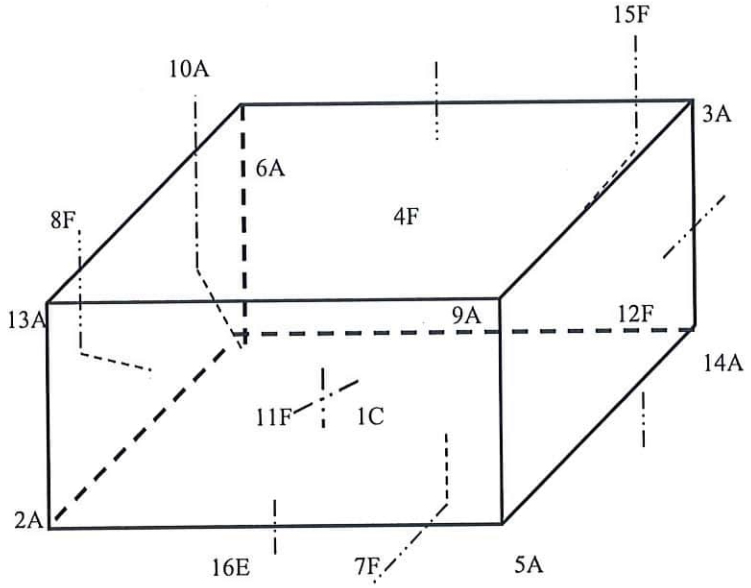

C = Centre , F = Centre of Face , A = Corner , E = Centre of Edge

1C	= TN91	
2A	= TN92	
3A	= TN93	
4F	= TN94	
5A	= TN95	
6A	= TN96	
7F	= TN97	
8F	= TN98	
9A	= TN99	
10A	= TN100	
11F	= TN101	

12F	= TN102
13A	= TN103
14A	= TN104
15F	= TN105
16E	= TN106

Approved By. _____

Metrology Center
SCI ECO Services Company Limited
51 Moo 8, Tubkwang, Kaeng Khoi, Saraburi, Thailand 18260

NSC-TISI-TIS 17025
CALIBRATION 0244

Certificate No. T250873

Calibration Report

Measurement Results

	Average Standard Reading at each position (°C)											
Calibration Point	**TN91**	**TN92**	**TN93**	**TN94**	**TN95**	**TN96**	**TN97**	**TN98**	**TN99**	**TN100**	**TN101**	**TN102**
3.0	2.95	2.92	3.09	2.92	3.16	3.50	3.40	3.03	3.14	2.98	3.44	3.13
	TN103	**TN104**	**TN105**	**TN106**								
	3.19	3.06	3.46	2.92								

Chamber (Cooling Room)			**Temperature Distribution**				
Setting (°C)	**Reading (°C)**		**Average (°C)**	**Stability (±°C)**	**Uniformity (°C)**	**Uncertainty (±°C)**	**Coverage Factor *k***
	Min , Max	**Average**					
3.0	2.8 , 3.9	**3.4**	3.14	1.20	1.30	1.90	2.04

The calibration result apply only the above calibrated item.

The result of test was found accurate as shown on date and place of test only.

The reported expanded uncertainty is based on a standard uncertainty multiplied by a coverage factor *k* which for a t-distribution, providing a level of confidence of approximately 95 % .

Approved By. _____

Scientist Instrument

REVIEW BY Orawan T.
APPROVED BY Sawit N.
NEXT CAL. DATE 06/12/25

Performance Verification Certificate
for Mercury Analyzer

PRODUCT ID	***Quicktrace M-8000 , Teledyne Leeman Labs***
Equipment ID	**BKK_EL0128 Mercury Analyzer** **S/N: US22133002** **BKK_EL0129 Autosampler** **S/N: 052222A560**
Customer Name	ALS Laboratory Group (Thailand) Co., Ltd.
Address	104 Soi Pattana 40, Pattana Rd. Suan Luang, Suan Luang Bangkok 10250 Thailand

Date of Qualified **December 6, 2024**
Next Due date **December 6, 2025**

This certifies for products which was performed in acceptable criteria specifications

Autosampler & Sample Introduction	**PASSED**
Analyzer	**PASSED**
Gas Liquid Separator & Dryer	**PASSED**
CVAFS Detector	**PASSED**
Electronics/Mechanical	**PASSED**
Data station/PC	**PASSED**
Analytical test	**PASSED**

Provided by

Scientist Instrument Co.,Ltd.
113 Soi Ekachai 44, Ekachai Road
Khlong Bang Phran, Bangbon
Bangkok 10150 Thailand

Certified by .....
Thunraphol Sakdayos

Service Engineer

Metrology

SCI ECO Services Company Limited

33/2 Moo 3, T.Banpa, A.Kaengkhoi, Saraburi 18110, Thailand.

Saraburi Tel : +66 3627 3096 Fax : +66 3627 3100

Bangkok Tel : +668 9205 6851 , +669 8247 2360

Website : www.scieco.co.th E-Mail : calibrate@scg.com

NSC-TISI-TIS 17025
CALIBRATION 0244

Certificate No. T250353

Certificate of Calibration

Equipment	:	**Autoclave**
Manufacturer	:	**TOMY**
Model	:	**SX-700**
Serial No.	:	**48134190**
Customer Code	:	**BKK_ML0041**
ID No.	:	**T7725A3**
Customer	:	**ALS Laboratory Group (Thailand) Co.,Ltd.**
		104 Phatthanakan 40, Phatthanakan Rd., Khwaeng Phatthanakan,
		Khet Suan Luang, Bangkok 10250
Customer Location	:	**Washing Room**
Date of Receipt	:	**26 February 2025**
Calibrated By	:	**Boonchai Suriyawong (Site Calibration Manager)**
Approved By	:	_____ **/ Sujjar Naknakred (Site Calibration Manager)**
Date of Issue	:	10 MAR 2025

REVIEW BY Sithichok
APPROVED BY .....
NEXT CAL. DATE 04/09/26

The uncertainties are for a confidence probability of approximately 95%.

This Certificate is issued in accordance with the conditions of accreditation granted by the Thai Laboratory Accreditation Scheme which has assessed the measurement capability of the laboratory and its traceability to recognized national standards and to the units of measurement realized at the corresponding national standard laboratory. This certificate may not be reproduced other than in full except with the prior written approval of the Metrology.

Certificate No. T250353

Calibration Report

Equipment : **Autoclave**
Date of Calibration : **4 March 2025**
Environment : **Temperature : 22.2-25.4 °C**
Line Voltage : 221.1-224.7 V
Relative Humidity : 55 - 65 %RH

Condition of this results of calibration :

1. This equipment was calibrated by insert 3 standard temperature recorder into its chamber and test according to WI-T23 inhouse method.(based on BS 2646-1 : 2021)
   All data show below were final values and the initial data from customer request . The temperature scale used was based on ITS - 90 .
2. Reference Standard Instrument :

Instrument	Model	Standard No.	Certificate No.	Due Date
1. Temperature recorder	RTD	T210	T242028	11 December 2025
2. Temperature recorder	RTD	T211	T242029	11 December 2025
3. Temperature recorder	RTD	T212	T242030	11 December 2025

3. This certificate is traceable to :
   National Institute of Metrology (Thailand) through Metrological Center (NSC-TISI-TIS 17025 CALIBRATION 0244.)
4. Condition of calibrated item : good
   Equipment Description :
   Pressure Indicator 0.11-0.12 MPa At 121 °C Holding time 20 minute
5. Adjustment :
   (X) without adjustment ( ) after adjustment

Approved By.

Certificate No. T250353

Calibration Report

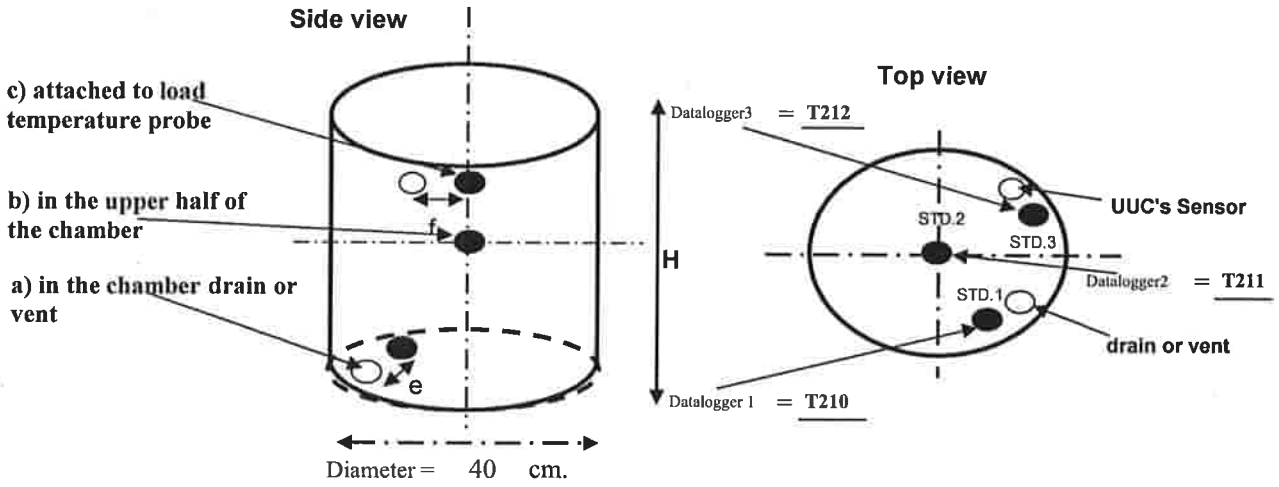

Remark :

Size of Installed Standard sensor STD.1 : Distance the chamber drain or vent e ≤ 10 cm.(less than or be equal to 10 cm.)

Size of Installed Standard sensor STD.2 : Geometric Center (upper half of the chamber)

Size of Installed Standard sensor STD.3 : Distance UUC's Sensor f = 2 cm.

Measurement Results :

	Average Standard Reading at each position (°C)		
Calibration Point	**T210**	**T211**	**T212**
121	121.2	121.1	121.1

Autoclave			Temperature Distribution				
Setting (°C)	Reading (°C)		Average (°C)	Stability (±°C)	Uniformity (±°C)	Uncertainty (±°C)	Coverage Factor *k*
	Min , Max	Average					
121	-	121	121.2	0.1	0.1	0.65	2.00

*** The quoted uncertainty exclude "uniformity"**

The calibration result apply only the above calibrated item.

The result of test was found accurate as shown on date and place of test only.

The reported expanded uncertainty is based on a standard uncertainty multiplied by a coverage factor *k* which for a t-distribution, providing a level of confidence of approximately 95 % .

End of Certificate

Approved By._____

Metrological Center

SCI ECO Services Company Limited

33/2 Moo 3, T.Banpa, A.Kaengkhoi, Saraburi 18110

Telephone : +66 2 586 5792-4 Fax : +66 2 586 5109

Website : www.scieco.co.th E-Mail : calibrate@scg.co.th

Calibration Report

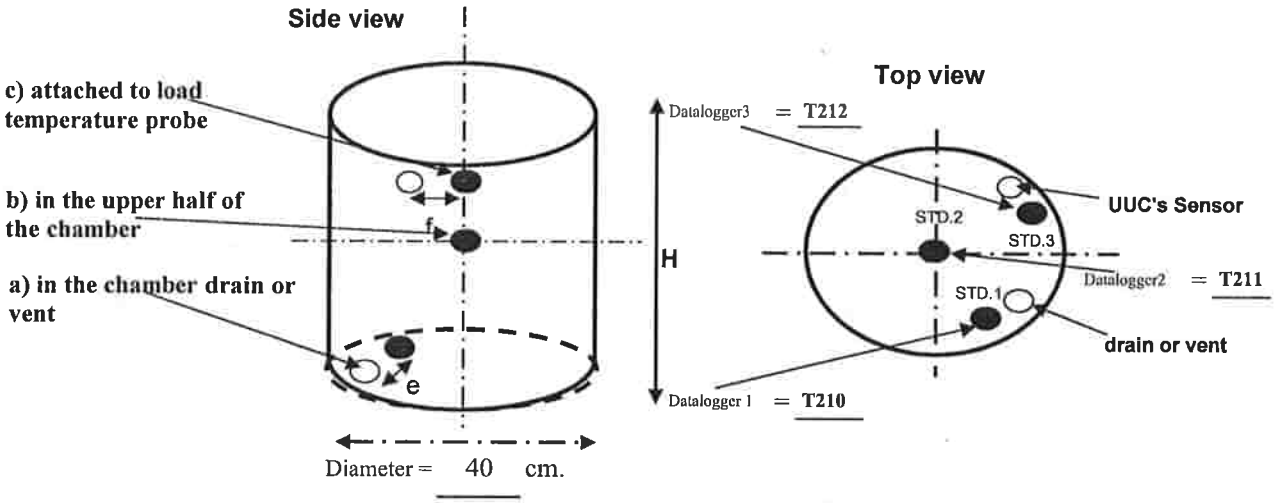

Remark :

Size of Installed Standard sensor STD.1 : Distance the chamber drain or vent e ≤ 10 cm.(less than or be equal to 10 cm.)

Size of Installed Standard sensor STD.2 : Geometric Center (upper half of the chamber)

Size of Installed Standard sensor STD.3 : Distance UUC's Sensor f = 2 cm.

Measurement Results :

	Average Standard Reading at each position (°C)		
Calibration Point	**T210**	**T211**	**T212**
121	121.18	121.12	121.13

Autoclave			Temperature Distribution				
Setting (°C)	Reading (°C)		Average (°C)	Stability (±°C)	Uniformity (±°C)	Uncertainty (±°C)	Coverage Factor *k*
	Min , Max	Average					
121	-	121	121.16	0.10	0.10	0.65	2.00

*** The quoted uncertainty exclude "uniformity"**

The calibration result apply only the above calibrated item.

The result of test was found accurate as shown on date and place of test only.

The reported expanded uncertainty is based on a standard uncertainty multiplied by a coverage factor *k* which for a t-distribution, providing a level of confidence of approximately 95 % .

End of Certificate

Approved By.

TECHNOLOGY PROMOTION ASSOCIATION (THAILAND-JAPAN)
CORPORATE SERVICES 3: EQUIPMENT CALIBRATION AND TESTING SERVICES
534/4 PATTANAKARN ROAD SOI 18, SUANLUANG, SUANLUANG BANGKOK 10250
TEL.0-2717-3000-29 FAX.0-2719-9484

NSC-TISI-TIS17025
CALIBRATION 0008

Certificate of Calibration

Cert. No.: 24TM1398
Page : 1 of 3

Equipment :	Incubator
Manufacturer :	SHEL-LAB
Model :	1915A
Serial No. :	0200599
ID No. :	BKK_ML0010

REVIEW BY ..... Sithichok T.

APPROVED BY .....

NEXT CAL DATE..... 03/12/25

Submitted by :	ALS Laboratory Group (Thailand) Co.,Ltd. 104 Phatthanakan 40, Phatthanakan Rd., Khwaeng Phatthanakan, Khet Suan Luang, Bangkok 10250 Thailand
Location :	Incubation & Micrological Reading
Received Order :	03 December 2024
Calibration Date :	03 December 2024
Ambient Temperature :	(26 ± 10) ^{o}C
Relative Humidity :	(50 ± 30) %
AC Line Voltage :	(220 ± 22) V

Calibrated by : Kunchit Promprat

Approved by :

Approved Signatory

( ) Pornthippa Tameyakul
( ) Ponpan Paipim
(✓) Suwit Imjai

Issue Date : 17 December 2024

The Uncertainties are for a confidence probability of approximately 95%

This certificate may not be reproduced other than in full, except with the prior written Approval of the head of Corporate Services 3 : Equipment Calibration and Testing Services.

Equipment : Incubator **Cert. No.:** 24TM1398

Condition As-Received : Used Item **Page :** 2 of 3

Reference : 2412-0004OC-1

Procedure Used :-

Calibration were conducted using calibration procedure CP-OT02 based on TLAS G-20 according to direct measurement method with Data Acquisition which connected with Resistance Temperature Detector (RTD).

The temperature scale used was based on ITS-90.

Condition of this result of calibration

1. Reference standard instrument:-

Instrument	Serial No.	Cert. No.	Traceable	Due Date
1) Data Acquisition	MY49023932	24LM119	TPA	27 Jul 2025

2. This certificate is valid only to the item calibrated on date and place of calibration.
3. This certification is traceable to the International System of Unit.

Remark : TPA : Technology Promotion Association (Thailand - Japan)

Result of Calibration :- (*) Without Adjustment

Function of UUC* : Temperature Source

Fresh air setting : Close

Environment during calibration		
	Beginning	**Finished**
Temp. (°C)	24	24
REL.Humid. (%)	51	55
AC Supply (Volt)	223	223

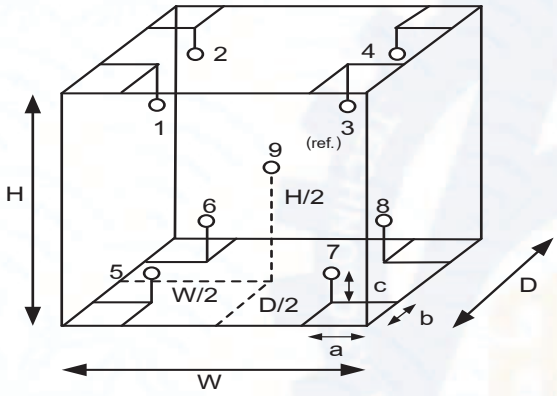

Position :	Ref. Std. ID No.:
1	19-16RTD-01
2	19-16RTD-02
3	19-16RTD-03
4	23-16RTD-04
5	19-16RTD-05
6	19-14RTD-06
7	21-16RTD-07
8	19-16RTD-08
9 (ref.)	19-16RTD-09

Probe Installation Details :

a =	10	cm
b =	10	cm
c =	10	cm

Dimension of Chamber :

D =	0.50	m
W =	0.75	m
H =	1.2	m
Capacity =	0.45	m^3

Equipment : Incubator
Condition As-Received : Used Item
Reference : 2412-0004OC-1
Result of Calibration :- (*) Without Adjustment
Function of UUC* : Temperature Source
Fresh air setting : Close

Cert. No.: 24TM1398

Calibration Point (°C)	UUC* Setting (°C)	UUC* Reading (°C)	Temperature stability (± °C)	Temperature uniformity (°C)	Overall Variation (°C)	Coverage Factor *k*
35.0	35.0	35.0	0.048	0.40	0.46	2

Calibration Point	Measured Temperature (°C) Position									Uncertainty
(°C)	1	2	3	4	5	6	7	8	9 (ref.)	(±°C)
35.0	34.888	34.840	35.116	35.141	34.750	34.896	34.921	35.054	34.768	0.30

Average* : The average of 30 values in each position.
Temperature stability : One-half of the greatest maximum difference of measured temperature at any one sensor.
Temperature uniformity : The maximum difference of measured temperatures at any sensors and the measured temperature at the reference location which are observed at the same time or at as close an observation time as possible to determine the temperature pattern or homogeneity within the chamber under steady-state conditions.
Overall Variation : The Difference of the maximum and minimum measured temperatures throughout observation.
UUC* : Unit Under Calibration
Note : The reported uncertainty of measurement was included stability and excluded uniformity .

The reported uncertainty of measurement was based on a standard uncertainty multiplied by a coverage factor ***k***, providing a level of confidence of approximately 95 %.

-o0o-

TECHNOLOGY PROMOTION ASSOCIATION (THAILAND-JAPAN)
CORPORATE SERVICES 3: EQUIPMENT CALIBRATION AND TESTING SERVICES
534/4 PATTANAKARN ROAD SOI 18, SUANLUANG, SUANLUANG BANGKOK 10250
TEL.0-2717-3000-29 FAX.0-2719-9484

NSC-TISI-TIS17025
CALIBRATION 0008

Certificate of Calibration

Cert. No.: 24TM667
Page : 1 of 3

Equipment :	Hot Air Oven
Manufacturer :	Binder
Model :	ED 240/E2
Serial No. :	00-15533
ID No. :	BKK_ML0013

REVIEW BY Sithichok T.
APPROVED BY
NEXT CAL DATE 23/10/25

Submitted by :	ALS Laboratory Group (Thailand) Co.,Ltd. 104 Phatthanakan 40, Phatthanakan Rd., Khwaeng Phatthanakan, Khet Suan Luang, Bangkok 10250 Thailand
Location :	Media Preparation Room
Received Order :	23 April 2024
Calibration Date :	23 April 2024
Ambient Temperature :	(26 ± 10) °C
Relative Humidity :	(50 ± 30) %
Calibrated by :	Tawatchai Pama

Approved by :

Approved Signatory

( ) Ponpan Paipim
(✓) Suwit Imjai
( ) Kunchit Promprat

Issue Date : 26 April 2024

The Uncertainties are for a confidence probability of approximately 95%

This certificate may not be reproduced other than in full, except with the prior written Approval of the head of Corporate Services 3 : Equipment Calibration and Testing Services.

Equipment : Hot Air Oven **Cert. No.:** 24TM667

Condition As-Received : Used Item

Reference : 2404-0439OC-8

Procedure Used :-

Calibration were conducted using calibration procedure CP-OT02 based on TLAS G-20 according to direct measurement method with Data Acquisition which connected with Thermocouple Type T.

The temperature scale used was based on ITS-90.

Condition of this result of calibration

1. Reference standard instrument:-

Instrument	Serial No.	Cert. No.	Traceable	Due Date
1) Data Acquisition	MY49001451	24LM44	TPA	17 Mar 2025

2. This certificate is valid only to the item calibrated on date and place of calibration.
3. This certification is traceable to the International System of Unit.

Remark : TPA : Technology Promotion Association (Thailand - Japan)

Result of Calibration :- (*) Without Adjustment

Function of UUC* : Temperature Source

Fresh air setting : Close

Environment during calibration		
	Beginning	**Finished**
Temp. (°C)	24	23
REL.Humid. (%)	65	65
AC Supply (Volt)	223	222

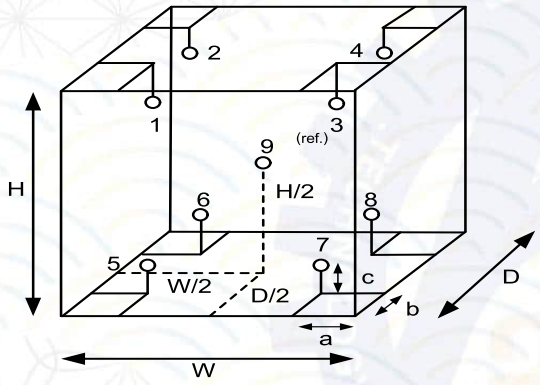

Position :	Ref. Std. ID No.:
1	24-19TC-01
2	24-19TC-02
3	24-19TC-03
4	24-19TC-04
5	24-19TC-05
6	24-19TC-06
7	24-19TC-07
8	24-19TC-08
9 (ref.)	24-19TC-09

Probe Installation Details :

a = 10 cm
b = 10 cm
c = 10 cm

Dimension of Chamber :

D = 0.50 m
W = 0.80 m
H = 0.60 m
Capacity = 0.24 m^3

Equipment : Hot Air Oven
Condition As-Received : Used Item
Reference : 2404-0439OC-8
Result of Calibration :- (*) Without Adjustment
Function of UUC* : Temperature Source
Fresh air setting : Close

Cert. No.: 24TM667

Calibration Point (°C)	UUC* Setting (°C)	UUC* Reading (°C)	Temperature stability (± °C)	Temperature uniformity (°C)	Overall Variation (°C)	Coverage Factor *k*
180	180	180	0.64	2.7	3.7	2

Calibration Point (°C)	Measured Temperature (°C) Position									Uncertainty (±°C)
	1	2	3	4	5	6	7	8	9 (ref.)	
180	181.009	181.511	180.922	181.359	181.217	183.659	181.664	181.986	181.474	1.5

Average* : The average of 30 values in each position.
Temperature stability : One-half of the greatest maximum difference of measured temperature at any one sensor.
Temperature uniformity : The maximum difference of measured temperatures at any sensors and the measured temperature at the reference location which are observed at the same time or at as close an observation time as possible to determine the temperature pattern or homogeneity within the chamber under steady-state conditions.
Overall Variation : The Difference of the maximum and minimum measured temperatures throughout observation.
UUC* : Unit Under Calibration
Note : The reported uncertainty of measurement was included stability and excluded uniformity .

The reported uncertainty of measurement was based on a standard uncertainty multiplied by a coverage factor ***k***, providing a level of confidence of approximately 95 %.

-o0o-

TECHNOLOGY PROMOTION ASSOCIATION (THAILAND-JAPAN)
CORPORATE SERVICES 3: EQUIPMENT CALIBRATION AND TESTING SERVICES
534/4 PATTANAKARN ROAD SOI 18, SUANLUANG, SUANLUANG BANGKOK 10250
TEL.0-2717-3000-29 FAX.0-2719-9484

NSC-TISI-TIS17025
CALIBRATION 0008

Certificate of Calibration

Cert. No.: 25TM460
Page : 1 of 3

REVIEW BY ..... SithichokT.

APPROVED BY.....

NEXT CAL DATE..... 04/03/26 .....

Equipment :	Water Bath
Manufacturer :	Memmert
Model :	WNE 45
Serial No. :	L712.0429
ID No. :	BKK_ML0056
Submitted by :	ALS Laboratory Group (Thailand) Co.,Ltd. 104 Phatthanakan 40, Phatthanakan Rd., Khwaeng Phatthanakan, Khet Suan Luang, Bangkok 10250 Thailand
Location :	Incubation & Microbiological Reading
Received Order :	04 March 2025
Calibration Date :	04 March 2025
Ambient Temperature :	(26 ± 10) °C
Relative Humidity :	(50 ± 30) %
AC Line Voltage :	(220 ± 22) V

Calibrated by : Khit Ruttanaprapachai

Kunchit

Approved by :

Approved Signatory

( ) Chakrit Waewwanjua
( ) Suwit Imjai
(✓) Kunchit Promprat

Issue Date : 06 March 2025

The Uncertainties are for a confidence probability of approximately 95%

This certificate may not be reproduced other than in full, except with the prior written Approval of the head of Corporate Services 3 : Equipment Calibration and Testing Services.

Equipment : Water Bath **Cert. No.:** 25TM460
Condition As-Received : Used Item **Page :** 2 of 3
Reference : 2503-0006OC-2

Procedure Used :-

Calibration were conducted using in-house calibration procedure CP-OT04 Based on ASTM E715 according to direct measurement method with Data Acquisition which connected with Industrial Platinum Resistance Thermometer (IPRT).

The temperature scale used was based on ITS-90.

Condition of this result of calibration

1. Reference standard instrument:-

Instrument	Serial No.	Cert. No.	Traceable	Due Date
1) Data Acquisition	MY44073381	23LM73	TPA	18 May 2025

2. This certificate is valid only to the item calibrated on date and place of calibration.
3. This certification is traceable to the International System of Unit.

Remark : TPA : Technology Promotion Association (Thailand - Japan)

Result of Calibration :- (*) Without Adjustment
Function of UUC* : Temperature Source
Heat transfer medium used : Water

	Environmental		AC Voltage Supply
	(°C)	(%R.H.)	(Volt)
Beginning of Calibration	24	49	220
Finished of Calibration	25	51	221

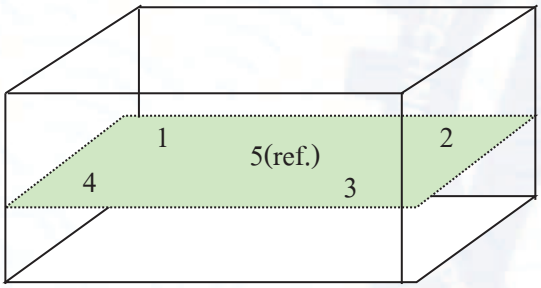

Front

Position :	Ref. Std. S/N.:
1	4803988-006
2	4803988-007
3	4804539-014
4	4804539-015
5(ref.)	4804539-016

Equipment : Water Bath
Condition As-Received : Used Item
Reference : 2503-0006OC-2
Result of Calibration :- (*) Without Adjustment
Function of UUC* : Temperature Source

Cert. No.: 25TM460

Calibration point (°C)	UUC* Setting (°C)	UUC* Reading (°C)	Average* Standard Reading (°C) Position					Uncertainty (± °C)
			1	2	3	4	5 (ref.)	
44.5	44.5	44.5	44.489	44.469	44.497	44.476	44.479	0.15
45.0	45.0	45.0	44.990	44.966	44.997	44.983	44.980	0.15

Calibration point (°C)	Uniformity (°C)	Stability (± °C)	Coverage Factor *k*
44.5	0.045	0.035	2
45.0	0.047	0.031	2

Average* : The average of 30 values in each position.
Uniformity : The maximum difference of measured temperatures at any sensors and the measured temperature at the reference location which are observed at the same time or at as close an observation time as possible to determine the temperature pattern or homogeneity within the chamber under steady-state conditions.
Stability : One-half of the greatest maximum difference of measured temperature at any one probe.
UUC* : Unit Under Calibration
Note : The reported uncertainty of measurement was included stability and excluded uniformity.

The reported uncertainty of measurement was based on a standard uncertainty multiplied by a coverage factor ***k***, providing a level of confidence of approximately 95 %.

-o0o-

Agilent Technologies

Agilent Technologies (Thailand) Limited
U CHU LIANG BLDG. 22/F UNIT A,D
968 RAMA 4 ROAD, SILOM, BANGRAK
Bangkok 10500 Thailand

Tel. +662 637 6363
Fax: +662 632 4334
Email: ccc-smt@agilent.com
Website: www.agilent.com/chem

Customer Contact:
ALS Laboratory Group (Thailand) Co Ltd Head Office

104 Phatthanakan 40 Phatthanakan Rd Khwaeng Phatthanakan Khet Suan

TAX ID : 0105540004859

Chanattagarn.lmchom@alsglobal.com
27603068

Invoice To:
ALS Laboratory Group (Thailand) Co Ltd Head Office

104 Phatthanakan 40 Phatthanakan Rd Khwaeng Phatthanakan Khet Suan

Delivery Site:
ALS Laboratory Group (Thailand) Co Ltd Head Office

104 Phatthanakan 40 Phatthanakan Rd Khwaeng Phatthanakan Khet Suan

Location:
Room
Bldg
Lab
Dept

SERVICE REPORT

Customer Purchase Order Number:	**Customer Number:** 70371013
Service Request:	**Service Request Date:**
Service Order: 6006676091	**Service Confirmation:** 6905876103

REVIEW BY Pronphen C.
APPROVED BY Samitr N.
NEXT CAL. DATE 23 Mar 2026

Direct Inquiries to:
Contact Name: Customer Contact Center
Contact E-mail: ccc-smt@agilent.com
Contact Telephone: +662 637 6363
Contact Fax: +662 632 4334

products | applications | software | services

Learn more about Agilent's Special Offers, Products, Services and our full range of laboratory productivity solutions optimized for your applications and workflows. Visit us at **www.agilent.com/chem**

Service Confirmation Number: 6905876103

Service Confirmation Date: 23.09.2024

Service Instrument:

Model Number	Model Description	Serial Number	System Handle	Parent Asset
SYS-IO-5100	ICP-OES 5100/5110 System			
G8010A	Agilent 5100 SVDV ICP-OES Spectrometer	MY16010005	ICP OES 5100	SYS-IO-5100
G8410A	SPS 4 Autosampler	AU15440764	ICP OES 5100	SYS-IO-5100

Service Items:

Item	Service/Part #	Description	Qty	Entitlement	Service Start	Service End
1000	EOQ	Enterprise Operational Qualification	1.00	Agreement Entitlement - 100 % covered	22.09.2024	23.09.2024
1010	6610030100	Bottle ICP-OES Wavecal soln 500mL 5 ppm	1.00	Agreement Entitlement - 100 % covered		
1020	5190-7001	Calibration blank solution 5pct HNO3	1.00	Agreement Entitlement - 100 % covered		

Additional Information:

Service Confirmation Number: 6905876103

Service Confirmation Date: 23.09.2024

Service Information:

Problem Description: WU-OQ-IO-5100-5001253655		
Service Provided: Complete OQHW 5100ICPOES Equipment ID: BKK_EL0037, all test passed		
Service Overview Code: Reason Code: Scheduled Service Diagnosis Code: Scheduled Service Resolution Code: Scheduled Service		
Reported Hours: 4.0	**Travel Hours:** 2.0	
Customer Field Service Representative Name: **Suwan Onkhom**	**Customer Field Service Representative Signature:** Suwan O.	**Date:** **23 Sep 2024**
Customer Name: **CHANATTAGARN IMCHOM**	**Customer Signature:** Pronphen C.	**Date:** **23 Sep 2024**
Additional Comments:		